



राष्ट्रीय परीक्षा एजेंसी  
National Testing Agency  
*Excellence In Assessment*



ज्ञान-विज्ञान विमुक्तये

# COMMON UNIVERSITY ENTRANCE TEST (POST GRADUATION)

## CUET(PG) 2026



# National Testing Agency

## Vision

The right candidates joining best institutions will give India her demographic dividend.

## Mission

To improve equity and quality in education by administering research based valid, reliable, efficient, transparent, fair and international level assessments. The best subject matter experts, psychometricians and IT delivery and security professionals will ensure that the current gap in existing assessment systems are properly identified and bridged.

## Core Values

NTA will create a system which will promote teaching (by teachers), learning (by students) and assessment (by parents and institutions). NTA strongly believes in quality, efficiency, effectiveness, equity and security of assessments. To practice these values, NTA will constantly engage with its stakeholders, viz. students, parents, teachers, experts and partner institutions.

## INDEX

S. NO.	CONTENT	PAGE NO.
-	<b>Important Information, Dates at a Glance, Fee Structure &amp; Application Procedure</b>	<b>4</b>
<b>Chapter-1</b>	<b>Introduction</b>	<b>8</b>
1.1	About National Testing Agency (NTA)	
1.2	The objectives of NTA	
1.3	About CUET (PG) - 2026	
1.4	Role of NTA	
<b>Chapter-2</b>	<b>Examination Scheme</b>	<b>9</b>
2.1	Mode of Examination	
2.2	Medium of Question Papers (QP)	
2.3	Medium of Language Papers	
2.4	Structure of Examination	
2.5	Marking Scheme	
2.6	Programme/ Courses/ Discipline and Syllabus	
<b>Chapter-3</b>	<b>Eligibility Criteria &amp; Qualifications</b>	<b>11</b>
3.1	Educational Qualification	
3.2	University- Specific Age Criteria	
<b>Chapter-4</b>	<b>Reservation</b>	<b>12</b>
4.1	Reservation	
4.2	Provisions relating to Persons with Disability (PwD)/ Persons with Benchmark Disability (PwBD)	
<b>Chapter-5</b>	<b>Choice of Cities</b>	<b>15</b>
<b>Chapter-6</b>	<b>e-Admit Card</b>	<b>16</b>
<b>Chapter-7</b>	<b>Important Instructions for the CUET (PG)- 2026</b>	<b>17</b>
<b>Chapter-8</b>	<b>Unfair Means Practices and Breach of Examination Rules</b>	<b>19</b>
8.1	Definition	
8.2	Punishment for Using Unfair Means Practices	
<b>Chapter-9</b>	<b>Display of Answer Keys for Challenge</b>	<b>21</b>
9.1	Display of Provisional Answer Keys for Challenges	
9.2	Display of Recorded Responses	
<b>Chapter-10</b>	<b>CUET (PG) - 2026 NTA Score for Admissions in Participating Universities.</b>	<b>22</b>
10.1	CUET (PG)- 2026 NTA Score for Admission in Participating University	
10.2	Re-evaluation/ Re-checking of Result	
10.3	Admissions	
<b>Chapter-11</b>	<b>Miscellaneous</b>	<b>23</b>
11.1	Correspondence with NTA	
11.2	Weeding out Rules	
11.3	Legal Jurisdiction	

<b>S. NO.</b>	<b>CONTENT</b>	<b>PAGE NO.</b>
11.4	RTI	
<b>Annexure</b>		
Annexure I	Certificate for a person with specified disability covered under the definition of Section 2 (s) of the RPwD Act, 2016 but not covered under the definition of Section 2(r) of the said Act, i.e. persons having less than 40% disability and having difficulty in writing	<b>25</b>
Annexure II	Letter of Undertaking for Using Own Scribe	<b>26</b>
Annexure III	Certificate regarding the physical limitation of an examinee to write	<b>27</b>
<b>Appendix</b>		
Appendix I	Payment of Exam Fee - Procedure/ Mode / Service Provider, Service Charges and Helpdesk	<b>29</b>
Appendix II	CUET (PG) List of Question Paper Codes with Programme/ Courses/ Discipline	<b>31</b>
Appendix III	List of Examination Cities for CUET (PG) – 2026	<b>35</b>
Appendix IV	Computer Based Test (CBT) Guidelines	<b>41</b>
Appendix V	Procedure to be adopted for compilation of NTA scores for Multi-Session Papers (Normalization procedure based on Percentile Score)	<b>44</b>
Appendix VI	Procedure to be adopted for compilation of NTA scores in case of Multi-Session Papers	<b>48</b>
Appendix VII	Gazette Notification for PwBD Candidate	<b>57</b>
Appendix VIII	Replica of CUET (PG) - 2026 Examination	<b>60</b>

## IMPORTANT INFORMATION AND DATES AT A GLANCE

### Important Dates and Fee Details

Events	Tentative Date(s)
<b>Online registration and submission of Application Form (complete in all respects) through NTA Website</b>	14 December 2025 to 14 January 2026 (up to 11:50 P.M.)
<b>Last date for successful transaction of Examination fee (through Credit Card/ Debit Card/Net Banking/UPI Payment Modes)</b>	14 January 2026 (up to 11:50 P.M.)
<b>Correction in the Particulars of the Application Form online only</b>	18 January 2026 to 20 January 2026 (up to 11:50 P.M.)
<b>Intimation of the Cities of exam centres</b>	To be Intimated Later
<b>Downloading of the e-Admit Card by the Candidate from the NTA Website</b>	To be Intimated Later
<b>Month of Examination</b>	March 2026
<b>Duration of Examination</b>	90 minutes
<i>Note: Compensatory time for PwBD candidates will be 20 minutes per hour as per Ministry of Social Justice &amp; Empowerment dt 29th August 2018</i>	
<b>Timing of Examination</b>	To be Intimated Later
<b>Exam Centre, Date and Shift</b>	Will be indicated on the e-Admit Card
<b>Display of Recorded Responses and Provisional AnswerKeys on the Website for inviting challenge(s) from Interested candidates.</b>	To be announced later on website
<b>Declaration of Result on the NTA website</b>	To be Intimated Later
<b>Website(s)</b>	<a href="https://exams.nta.nic.in/cuet-pg/">https://exams.nta.nic.in/cuet-pg/</a> , <a href="http://www.nta.ac.in">www.nta.ac.in</a>
<b>Email</b>	<a href="mailto:helpdesk-cuetpg@nta.ac.in">helpdesk-cuetpg@nta.ac.in</a>
<b>Helpline Number</b>	011-40759000

#### Fee Payable for CUET (PG)- 2026

(Pay fee using the Payment Gateway(s) integrated to the Online Application through Net Banking Debit Card / Credit Card / UPI)

Category	Application Fee (for up to two Test Papers)	Fees for additional Test Papers (Per Test Paper)
<b>General</b>	₹ 1400	₹ 700
<b>Gen-EWS*/ OBC-NCL**</b>	₹ 1200	₹ 600
<b>Scheduled Caste (SC) / Scheduled Tribes (ST)/ Third Gender</b>	₹ 1100	₹ 600
<b>Person with Disability PwD/ PwBD</b>	₹ 1000	₹ 600
<b>Outside Bharat</b>	₹ 7000	₹ 3500
Applicable service/processing charges & GST over and above the Examination Fee, are to be paid by the candidate to the concerned Bank / Payment Gateway Integrator. For details, please refer to <b>Appendix -I</b>		

*\*As per the OM No. 20013/01/2018-BC-II dated January 17, 2019 issued by the Ministry of Social Justice and Empowerment and the OM No. 12-4/2019-U1 dated 17.01.2019 as well as the Letters No 35-2/2019- dated 21.01.2019, 01.02.2019, 04.02.2019 and 15.02.2019 of MHRD Department of Higher Education regarding implementation of reservation for Economically Weaker Sections (EWSs) for admission in Central Educational Institutions.*

*\*\*OBC (Other Backward Classes)-NCL (Non-Creamy Layer) as per the central list of Other Backward Classes available on the National Commission for Backward Classes (NCBC- Government of India website [www.ncbc.nic.in](http://www.ncbc.nic.in)). Candidates listed in this category may indicate OBC in the Category Column. State list OBC Candidates who are not included in OBC-NCL (Central List) must choose General.*

## Important Instruction

- a. Candidates can apply for **CUET (PG) - 2026 through the “Online” mode only**. The Application Form **in any other mode will not be accepted**.
- b. Candidates must read carefully the Instructions (including how to fill up the Application Form online) given in the Information Bulletin available on the NTA Website. Candidates who do not comply with the instructions shall be summarily disqualified.
- c. Candidates are advised to fill only one Application Form and to take utmost care while filling out the mobile number and e-mail address. **One mobile number and email address can be used for only one Application Form**.
- d. **Instructions for filling the Online Application Form:**
  - ❖ Download the Information Bulletin and Replica of the Application Form. Read these carefully to ensure your eligibility.
  - ❖ *An applicant may apply for **up to four test papers**. The total application fee will be calculated based on the number of subjects selected, with additional charges applicable for each extra subject as specified above.*
  - ❖ *Candidates opting for Test Centres outside India will have to pay the application fee of **Rs. 7000/-** irrespective of the category they belong to for up to two Test Papers and additional fees for two more papers as mentioned above.*
  - ❖ **Follow the steps given below to Apply Online:**
    - Step1: Registration Form:** Register for the Online Application Form and note down the system-generated Application Number. The candidate should provide the required details while filling out the Online Application Form and is also required to create a password, choose a Security Question, and enter their answer to the security question. After successful submission of the personal details, an application number will be generated, and it will be used to complete the remaining Steps of the Application Form and will also be required for all future reference/correspondence. For subsequent logins, the candidate will be able to login directly with the respective system-generated **Application Number** and created **Password**.
    - Step2: Application Form: The Candidates can log in with the system-generated Application Number and pre-created Password for completing the Application Form**, including filling up personal details, applying for the Paper, choosing the Examination Cities, providing the details of Educational Qualifications, and The candidate will have to upload his/her live photograph at the time of filling of the application form and will also have to upload his/her Scanned Images of Photograph (.jpeg/.jpg), Signature, and PwD/PwBD Certificate (wherever applicable).

Upload Scanned Images of the Candidate’s Photograph, Signature, and PwD Certificate (if applicable).

      - i. **The recent photograph should be either in colour or black and white with 80% face (without mask) visible including ears, against a white background.**
      - ii. The scanned photograph and signature should be in JPG/JPEG format (clearly legible).
      - iii. The size of the scanned photograph should be between 10 kb and 200 kb (clearly legible).
      - iv. The size of the scanned signature should be between 10 kb and 50 kb (clearly legible)

- v. Scanned copy of Disability/UDID certificate should be a pdf between 50 kb and 300 kb (clearly legible).

**[Note:** The Candidate must upload only his/her own photograph and signature as mentioned above (and not of anybody else) in a correct/proper manner.

In case, it is found at any time in the future that the Candidate has used/uploaded the photograph and signature of someone else in his/her Application Form/e-Admit Card, or ***he/she has tampered with his/her e-Admit Card/Result/Score Card, these acts of the candidate shall be treated as Unfair Means (UFM) Practices and he/she shall be subject to actions as contemplated under the provisions of the Information Bulletin relating to Unfair Means Practices.***

***Please check your photograph and signature before submission of the Application Form. In case the photograph or signature is blurred or not visible, making it difficult to identify the identity of the candidate, the application will be rejected, and no option for correction or revision will be permitted thereafter.***

**Step 3: Fee Payment:** After completing Step 1 and Step 2, the candidates must pay the requisite examination fee. The fee can be submitted only online through Net Banking, Credit Card, Debit Card, and UPI Services. Processing charges and GST as applicable are chargeable to the candidate (in addition to the examination fee) by the concerned Bank/Payment Gateway Integrator. For details/procedure, please see **Appendix-I**. Candidates are advised to read Payment instructions carefully before paying the application fee.

**The Confirmation Page of the online Application Form will be generated only after successful payment of the fee by the Candidate.** In case the Confirmation Page is not generated after payment of fee, then the candidate may have to approach the concerned Bank/Payment Gateway (in the helpline numbers and email given in **Appendix- I**) for ensuring the successful payment or for obtaining the refund of multiple payments.

- ❖ Download, save, and print a copy of the Confirmation Page of the Application Form (which would be downloadable only after the successful remittance of the fee) for future reference.
- ❖ All **3 Steps** can be done together or at separate times.

***“Candidates are requested to fill in the Application Form very carefully. No corrections will be permitted once the correction period is complete.” Note: Multiple Application Forms submitted by a candidate will not be accepted.***

e. **General Instruction to the Candidate:**

1. The submission of the Application of a candidate would be considered successful and his/her candidature would be confirmed only on the successful transaction/receipt of the prescribed application fee from him/her.
2. Candidates shall ensure that the information entered by them in their respective online Application Forms is correct.
3. All candidates must ensure that they have provided the correct and accessible e-mail address and mobile number. They have to ensure that the email/mobile number either belongs to them or their parents/guardians, as relevant/important information/communication will be sent by NTA through e-mail on the registered mail address and/or through SMS on the registered mobile number only.

*NTA shall NOT be responsible for any non-communication /miscommunication with a candidate in the email address or mobile number given by him/her other than his/her own.*

4. Information provided by the candidates in their respective online Application Forms, like, the name of the candidate, contact details, address details, category, PwBD status, educational qualification details, date of birth, choice of exam cities, etc. will be treated as final. **Any request for a change in such particulars will not be considered under any circumstances.**
5. **Choice of Centre Cities will be limited to the State/UT of Permanent Address and State/UT of Present Address only filled during the Online Application Form of CUET (PG) - 2026**
6. NTA does not edit/modify/alter any information entered by the candidates after completion of the application process under any circumstances. Any request for change in information after the completion of the correction window will not be entertained. Therefore, candidates are advised to exercise utmost caution before filling up the correct details in the Application Form.
7. NTA disclaims any liability that may arise to a candidate(s) due to incorrect information provided by him/her in his/her online Application Form.
8. NTA is facilitating all candidates with an additional platform of Digi Locker for accessing their Score Card. Candidates are advised to visit the NTA CUET (PG) Website and also check their e-mails regularly.
9. Candidates shall appear at their own cost at the Examination Centre on the date, shift, and time indicated on their e-Admit Cards as issued by the NTA through its Website.
10. ***Candidates are informed that the list of participating universities is dynamic. Therefore, candidates are advised to keep visiting the NTA and CUET (PG) websites for the latest updates.***

**Note:**

- i. The final submission of the Online Application Form will remain incomplete if Step 3 is not completed. Such forms will stand rejected and no correspondence on this account will be entertained.
- ii. The entire application process for CUET (PG)-2026 is online, including uploading of scanned images/documents, payment of fees, and printing of Confirmation Page, e-Admit Card, etc. Therefore, candidates shall NOT send/ submit any document(s) including the Confirmation Page, to NTA through Post/ Fax/ WhatsApp/ Email/ by Hand.
- iii. For PwD/PwBD candidates, the details of the UDID Card as uploaded will be verified from UDID portal of the Department of Empowerment of Persons with Disabilities (DePwD). Those who do not have UDID Card should upload Disability Certificate in the proper format.
- iv. Usage of Data and Information: NTA/Government of India can use the data provided by the End Users (test taker in this case) for internal purpose(s) including training, research and development, analysis, and other permissible purposes (s). However, this information is not to be used by any third party, private agency, or for any other purpose.

# CHAPTER – 1

## INTRODUCTION

### 1.1 About National Testing Agency (NTA)

The Ministry of Education (MoE), Government of India (GoI) has established the National Testing Agency (NTA) as an independent, autonomous, and self-sustained premier testing organization under the Societies Registration Act (1860) for conducting efficient, transparent, and international standardized tests to assess the competency of candidates for admission to premier higher education institutions with a mission to improve equity and quality in education by developing and administering research-based valid, reliable, efficient, transparent, fair and international level assessments.

NTA strongly believes in the quality, efficiency, effectiveness, equity, and security of assessments. To practice these values, NTA continually engages with its stakeholders, including, viz. students, parents, teachers, experts, and partner institutions.

### 1.2 The objectives of NTA, *inter alia*, include:

- i. To conduct efficient, transparent, and international standardized tests to assess the competency of candidates for admission.
- ii. To undertake research on educational, professional, and testing systems to identify gaps in the knowledge systems and take steps to bridge them.
- iii. To produce and disseminate information and research on education and professional development standards.

The National Testing Agency (NTA) has been entrusted by the **Ministry of Education and University Grants Commission (UGC), with the task of conducting CUET (PG)-2026 for Central Universities and other Participating Universities/ Institutions/Organizations.**

### 1.3 About Common University Entrance Test (CUET (PG) - 2026)

The Common University Entrance Test (CUET) was introduced in 2022 for admission into PG programmes in Central and participating Universities. The Common University Entrance Test (CUET) provides a common platform and equal opportunities to candidates across the country, especially those from the North-East and from rural and other remote areas, and helps to establish a better connection with universities. A single Examination enables the Candidates to cover a wide outreach and be part of the admissions process to various Central Universities and other Participating Universities.

The CUET (PG) - 2026 scores will be used for admissions to the PG programmes of participating universities in the next academic session, i.e., 2026-27.

### 1.4 Role of NTA

The Role of NTA is confined to the registration of candidates, the conduct of the test, hosting answer keys, inviting challenges, finalizing Answer Keys, preparing and declaring results, and hosting scorecards. A merit list will be prepared by participating Universities/Organizations.

\*\*\*

## CHAPTER – 2 EXAMINATION SCHEME

### CUET (PG)- 2026

The CUET (PG)- 2026 will be conducted in Computer Based Test (CBT) mode as per the schedule specified in the 'Information at a glance', in the Subjects given at (refer to **Appendix -II**) in selected Cities spread across the Country (refer to **Appendix -III**).

#### 2.1 Mode of Examination

The Examination shall be conducted in **Computer Based Test (CBT)** mode only.

#### 2.2 Medium of Question Papers

The medium of the Question Paper for CUET (PG)-2026 will be in English and Hindi (Bilingual) except for languages, M. Tech/Higher Sciences, and Acharya papers (excluding Hindu Studies, Buddhist Studies, and Indian Knowledge System).

- i. Papers for M. Tech/Higher Sciences will only be in English.
- ii. Papers for Humanities, Sciences, and Common Subjects will be bilingual (English and Hindi).

Please note that for the correctness of the questions in all question papers, the English version will be taken as final, except for language papers.

#### 2.3 Medium of Language Papers:

- i. Language papers will be in the respective language of the subject, except for Linguistics (English only).
- ii. Acharya Papers will be in Sanskrit, except Hindu Studies which will be in both English & Hindi and Indian Knowledge System and Baudha Darshan will be in trilingual (English, Hindi & Sanskrit).

#### 2.4 Structure of Examination

1. **Choice of Question Paper Codes:** Candidates may select up to **FOUR question** paper codes from the list provided at **Appendix-II** as per the question paper codes mapped against Degree /Programme offered by the university/ies where admission is sought. The details are available at the NTA website: <https://exams.nta.nic.in/cuet-pg/>.
2. **Examination Duration:** The duration of the examination will be **90 minutes**.
3. **Number of Questions:** Each question paper will comprise **75 questions**.

#### 2.5 Marking Scheme:

1. Each question carries 04 (four) marks.
2. For each correct response, the candidate will get 04 (four) marks.
3. For each incorrect response, 01 (one) mark will be deducted from the total score.
4. No marks will be given for questions unanswered/ unattempted/ marked for Review.
5. To answer a question, the candidate needs to choose one option as the most appropriate option.
6. **Final Reference for Questions:** For question papers, except those related to language subjects and Acharya papers, the **English version** will be considered final in case of any discrepancies

**While every effort will be made to ensure that each question has one unique answer, in case, it is found that a question has more than one option, it will be dealt with in the following manner:**

- (i) If more than one option is found to be correct then Four marks (+4) will be awarded to only those who have marked any of the correct options.
- (ii) If none of the options is found correct or a Question is found to be wrong or a Question is dropped then

all candidates who have appeared will be given four marks (+4) irrespective of the fact whether the question has been attempted or not attempted by the candidate.

## **2.6 Programme/ Courses/ Discipline and Syllabus**

The **List of Programme/ Courses/ Discipline** and their **QP Codes** for CUET (PG) 2026 are given at **Appendix -II**.

The syllabus for all question paper codes is available on the official website. <https://exams.nta.nic.in/cuet-pg/> All candidates are advised to go through the syllabus and prepare accordingly.

\*\*\*

## CHAPTER – 3 ELIGIBILITY AND QUALIFICATIONS

### 3.1 Educational Qualification

Candidates who have passed a **Bachelor's degree or equivalent examination** or Candidates who are **pursuing their Bachelor's degree or equivalent Examination** and **appearing in** the Final Year of their Bachelor's degree/equivalent examination in 2026, are eligible to appear in CUET (PG)- 2026

### 3.2 University-Specific Age Criteria:

There is **NO age limit** for candidates **appearing** in the CUET (PG)-2026 examination. However, Candidates are advised to verify the age requirements of the university to which they wish to apply before submitting their applications.

#### **Important Note:**

- *For admission to Universities through CUET (PG) - 2026, the existing policies regarding quota, category, relaxation, age, reservations, qualification, subject combinations, preferences, etc. of the respective University shall be applicable.*
- ***As the eligibility criteria for admission may be unique for every University, the candidates are advised to visit the University website to which they are applying for their respective programmes. Candidates are advised to satisfy themselves before applying that they possess the eligibility criteria laid down by the University they are applying to.***
- *Mere appearance in the Entrance Test does not entitle a candidate to be considered for admission to the Programme unless he/she fulfills the Programme-wise eligibility conditions of the University they are applying to.*
- *Universities will conduct their individual counselling based on the score card of CUET (PG)-2026 provided by NTA.*

\*\*\*

## **CHAPTER – 4 RESERVATIONS**

### **4.1 Reservations**

Indian nationals belonging to certain categories (OBC-NCL, Gen-EWS, SC, ST) are admitted under the seats reserved for them in accordance with the rules prescribed by the Government of India.

However, in the case of the participating Universities, the reservation policy of the respective University shall be applicable.

**NOTE: Reservation details are to be provided by the admitting Universities/Institutions. NTA has no role in it.**

### **4.2 Provisions relating to Persons with Disability (PwD)/ Persons with Benchmark Disability (PwBD):**

#### **4.2.1 The Rights of Persons with Disabilities Act, 2016:**

The Gazette of India, Extraordinary Part-II Section 1, Ministry of Law and Justice (Legislative Department), New Delhi, dated 28 December 2016, on “The Rights of Persons with Disabilities Act, 2016. The relevant paragraphs of the above Gazette Notification for consideration are as under: -

Chapter 1.

Para 2 (r) “person with benchmark disability” means a person with not less than forty percent of a specified disability where specified disability has not been defined in measurable terms and includes a person with disability where specified disability has been defined in measurable terms, as certified by the certifying authority;

Para 2 (s) “person with a disability” means a person with long-term physical, mental, intellectual, or sensory impairment which, in interaction with barriers, hinders his full and effective participation in society equally with others;

Para 2 (zc) “specified disability” means the disabilities as specified in the Schedule; (**Appendix - VII**) ([https://cdnbbsr.s3waas.gov.in/s3e58aea67b01fa747687f038dfde066f6/uploads/2023/10/20231016\\_1053958942.pdf](https://cdnbbsr.s3waas.gov.in/s3e58aea67b01fa747687f038dfde066f6/uploads/2023/10/20231016_1053958942.pdf))

#### **4.2.2 Office Memorandum dated 29 August 2018:**

Ministry of Social Justice & Empowerment, Govt. of India, Office Memorandum No. F. No. 34-02/2015-DD-III dated 29 August 2018 for conducting written examination for persons with specified disabilities covered under the definition of Section 2(r) of the RPwD Act, 2016. The relevant paragraphs of the above Office Memorandum for consideration are as under: -

Para IV. The facility of Scribe/Reader/Lab Assistant should be allowed to any person with benchmark disability as defined under section 2(r) of the RPwD Act, 2016, and has limitation in writing including that of speed if so desired by him/her.

In the case of persons with benchmark disabilities in the category of blindness, locomotor disability (both arm affected-BA), and cerebral palsy, the facility of scribe/reader/lab assistant shall be given, if so desired by the person.

In the case of another category of persons with benchmark disabilities, the provision of a scribe/reader/lab assistant can be allowed on the production of a certificate to the effect that the person concerned has physical limitations to write, and a scribe is essential to write the examination

on his behalf, from the Chief Medical Officer/Civil Surgeon/Medical Superintendent of a Government health care institution as per proforma at **Annexure - I**.

**In case the candidate is allowed to bring his own scribe, the qualification of the scribe should be one step below the qualification of the candidate taking the examination.** The person opting for their own scribe should submit details of their own scribe as per proforma in **Appendix II**.

#### **4.2.3 Office Memorandum dated 10 August 2022:**

Ministry of Social Justice & Empowerment, Govt. of India, Office Memorandum No F. No. 29-6/2019-DD-III dated 10 August 2022 for conducting written examination for persons with specified disabilities covered under the definition of Section 2(s) of the RPwD Act, 2016 but not covered under the definition of Section 2(r) of the said Act, i.e. person having less than 40% disability and having difficulty in writing. The relevant paragraphs of the above Office Memorandum for consideration are as under: -

Para 3(b). The facility of scribe and/or compensatory time shall be granted solely to those having difficulty in writing subject to the production of a certificate to the effect that the person concerned has limitation to write and that scribe is essential to write the examination on his/her behalf from the competent medical authority of a Government healthcare institution as per proforma at **Annexure III**.

Para 3 (c). The medical authority for the purpose of certification as mentioned above should be a multi-member authority comprising the following: -

- i. Chief Medical Officer/Civil Surgeon /Chief District Medical Officer, Chairperson
- ii. Orthopedic/PMR specialist
- iii. Neurologist, if available\*
- iv. Clinical Psychologist/Rehabilitation Psychologist/ Psychiatrist/Special Educator
- v. Occupational therapist, if available\*
- vi. Any other expert, based on the condition of the candidate, may be nominated by the Chairperson.

(\* the Chief Medical Officer/Civil Surgeon/Chief District Medical Officer may make full efforts for inclusion of neurologists, occupational therapists from the nearest District or the Medical College/Institute if the same is not available in the district)”

The candidate should fill in the details of the scribe as per the undertaking proforma in **Annexure II**.

#### **4.2.4 Scribe and Compensatory Time**

1. The candidate should have the discretion of opting for his own scribe/reader/lab assistant or request the Examination Body for the same. The examining body may also identify the scribe/reader/lab assistant to make panels at the District / Division / State level as per the requirements of the examination. In such instances, candidates should be allowed to meet the scribe two days before the examination so that the candidate get a chance to check and verify whether the scribe is suitable or not.
2. Compensatory time given to the candidate should not be less than 20 minutes per hour of examination for persons who are allowed the use of ascribe/reader/lab assistant. All candidates with benchmark disabilities who are eligible to avail of the scribe facility, as per the guidelines in Para IV of Section 4.2.2. The above may be allowed additional time of a minimum of one hour for examination of 3 hours duration, whether they use the facility of a scribe or not. If the duration of the examination is less than an hour, additional time should be allowed on a pro-rata basis. Additional time should not be less than 5 minutes and should be in multiples of 5.

**Note** – Both the guidelines i.e., dated 29 August 2018 (for PwBDs) and dated 10 August 2022 (for PwDs), have other important aspects such as allowing the use of assistive devices, proper seating arrangement, accessibility of examination centres, etc., which will be followed.

The scribe will help the Candidate in reading the questions and/or key in the answers as per the directions of the Candidate. A scribe will NEITHER explain the questions NOR suggest any solution to the Candidate.

It is to be noted that the Scribe will be provided by the National Testing Agency (NTA) if requested by the Candidate.

If it is found at any stage of examination process that a candidate has availed the services of a scribe and/or availed the compensatory time but does not possess the extent of disability that warrants the use of a scribe and/or grant of compensatory time, the candidate will be excluded from the process of evaluation and action may be taken. In case such a candidate has already been admitted to any Institution/University appropriate measures will be taken as per the guideline/ policy of Institution/University.

A Physical Disability certificate (Unique Disability Identification (UDID)) issued by a notified medical authority must be uploaded to the Online Application Form of CUET (PG) – 2026.

**Note 1:** The NTA will not entertain request for any change in the category or sub-category (PwD/PwBD status) after the submission of the Online Application Form, and in any case, no change will be entertained by the NTA after the declaration of the NTA Score for CUET (PG) - 2026. Therefore, the candidates are advised to fill in the category/sub-category column very carefully.

**Note 2:** The extent of “specified disability” in a person shall be assessed in accordance with the “Guidelines for the purpose of assessing the extent of specified disability in a person included under the Rights of Persons with Disabilities Act, 2016”.

**Note 3:** Candidates must note that the benefit of reservation will be provided to them subject to the verification of their documents at the time of admission in their desired university/ies. If it is discovered at any stage that a candidate has used a false/fake/incorrect document or has furnished false, incorrect, or incomplete information, to avail the benefit of reservation, then such a candidate shall be excluded from all admission processes of the university where admission sought. In each such a candidate has already been given admission the admission shall stand cancelled by university.

\*\*\*

## **CHAPTER – 5 CHOICE OF CITIES**

The cities where the CUET (PG) – 2026 will be conducted are given in **Appendix III**. While applying, candidates can select up to a maximum of **TWO** cities of their choice within the State provided in their Present and Permanent Address. All efforts will be made to allot the city of Examination to the candidates in order of choice opted by them in their online Application Form. However, due to administrative/logistic reasons, a different city can be allotted.

In case, there are very few or no candidates registered for from a City, the NTA reserves the right to merge one, two or more cities.

The decision of the NTA regarding the allotment of the City/Centre shall be final. No further correspondence or request shall be entertained in such a case.

**In case of foreign candidates as well, the Choice of Cities will be based on their Present and Permanent address from Appendix -III for the exam Centre in order of their priority.**

For convenience, the candidates may select their own city or neighboring cities in their State of Residence or permanent address only. NTA will not be responsible for any inconvenience caused by the incorrect selection of cities by candidates.

Though every effort will be made to allot a Centre in one of the cities selected by the candidate, the NTA reserves the right to allot a Centre in a city other than the candidate's choice.

Allotment of Centres will be done mostly in one of the preferred cities of the candidates and there will be no human intervention.

***Note: All efforts will be made by NTA to consider the comfort and convenience of candidates, including PwD/ PwBD Candidates while allotting Centres.***

\*\*\*

## CHAPTER –6 e-ADMIT CARD

1. The e-Admit Card would be issued provisionally to the candidates through the NTA website: <https://exams.nta.nic.in/cuet-pg/> subject to the fulfillment of the eligibility conditions and receipt of the prescribed application fee by NTA.
2. The candidate has to download the e-Admit Card from the NTA website. The candidate will appear in the examination at the given Centre on the date and shift/timing as indicated in his/her e-Admit Card. No intimation regarding the release of the e-Admit card will be sent through mail etc. **No candidate will be allowed to appear at the examination Centre, on the date and shift/time other than that allotted to them in their e-Admit Card.**  
In case a candidate is unable to download his/her e-Admit Card from the website, they should approach the NTA Help Line Number: **011-40759000 between 10.00 am to 5.00 pm.**
3. In case of any discrepancy in the particulars of the candidate or their photograph and signature shown on the e-Admit Card and Confirmation Page, the candidate may immediately **approach the NTA Help Line between 10.00 am to 5.00 pm. In such a case, the candidate would appear in the examination with the already downloaded e-Admit Card. However, NTA will take necessary action to make corrections in the record later.**
4. **The timing for downloading the e-Admit Card for the exam will be announced on the NTA website <https://exams.nta.nic.in/cuet-pg/>**
5. **The candidates are advised to read the instructions on the e-Admit Card carefully and strictly follow them during the examination.**

**Note:**

- a. *The Candidates may note that e-Admit Cards will not be sent by post or email.*
- b. *In no case, the duplicate e-Admit Card for CUET (PG) - 2026 would be issued at the Examination Centres.*
- c. *The candidates must not mutilate the e-Admit Card or change any entry made therein.*
- d. *Candidates are advised to preserve their e-Admit Cards in good condition for future reference.*
- e. *No e-Admit Card shall be issued to the candidates whose applications are found to be incomplete for any reasons (including indistinct photographs/unsigned Applications) or who do not fulfill the eligibility criteria for the examination.*
- f. *Issue of e-Admit Cards, however, shall not necessarily mean acceptance of eligibility which shall be further scrutinized at subsequent stages of the admission process by the University*

\*\*\*

## **CHAPTER – 7**

### **IMPORTANT INSTRUCTIONS FOR THE CUET (PG)- 2026**

1. Candidates are advised to report at the Examination Center well in time i.e., about **90 Minutes before the commencement of the examination.**
2. Candidates should take their seats immediately after the opening of the Examination Hall. If candidates do not report in time due to any reason, they are likely to miss some of the important instructions that will be announced in the Examination Rooms/Halls. NTA shall not be responsible for any delay.
3. The candidate must show, on demand, the e-Admit Card downloaded/printed from the NTA website for admission in the examination room/hall. The Test Centre Staff on duty is authorized to verify the identity of candidates and may take steps to verify and confirm the identity credentials. Candidates are requested to extend their full cooperation.
4. Candidate who do not possess a valid e-Admit Card and authorized Photo ID shall not be permitted to take the examination under any circumstances by the Centre Superintendent.
5. A seat indicating Roll Number will be allotted to each candidate. Candidates should find and sit in their allocated seats only. In case a candidate ventures to change their seat and does not sit on the seat allotted to them could face cancellation of candidature. No plea would be entertained in this regard.
6. The candidate should ensure that the Question Paper available on the computer is as per their opted subject indicated in the e-Admit Card. In case, the subject of the Question Paper is other than their opted subject, the same may be brought to the notice of the Invigilator concerned immediately.
7. The candidates may approach the Centre Superintendent/Invigilator in the room for any technical assistance, first aid emergency, or any other information during the course of the examination. For any queries or issues regarding the computer-Based Test, the candidates may contact the Helpline Numbers available on the Common University Entrance Test website.
8. In case a candidate, by furnishing false information, appears in more than one shift/date, their candidature will be cancelled and their result will not be declared.
9. **Candidates who do not appear or are unable to appear on their scheduled examination date for any reason will not be provided a re-test by NTA under any circumstances.**

**Note:**

1. **Candidates shall appear at their own cost at the Examination Centre on the Date, Shift, Time and city of the Examination as indicated in their e-Admit Card issued by the NTA.**
2. **Under no circumstances the choice of cities for the Centre and the timing of examination provided in the e-Admit Card will be changed.**

Candidates **MUST** bring the following documents on the day of examination at the test centre. In the absence of these documents, candidates will not be allowed to appear for in the examination.

- a. Printed copy of e-Admit Card along with Self Declaration (Undertaking) downloaded from the NTA Website (a clear printout on A4 size paper) duly filled in.
- b. One passport-size photograph (same as uploaded on the Online Application Form) for pasting on the specific space in the Attendance Sheet at the Centre during the examination.
- c. A simple transparent Ball Point Pen.
- d. Any one of the authorized photo IDs (must be original, valid, and non-expired) – University/College Identity Card/ PAN card/ Driving License/ Voter ID/ Passport/ Aadhaar Card (With photograph)/E-Aadhaar with photograph/ Ration Card with photograph/ University e-Admit Card with photograph/ Bank Passbook with Photograph.
- e. If the name has been changed due to events such as marriage, the candidate must show the relevant document at the time of the exam. e.g. Marriage Certificate/ Divorce/ Decree/ Legal Name Change Document.
- f. PwBD certificate issued by the authorized medical officer, if claiming the relaxation under the PwBD category

or

**PwBD Certificate regarding physical limitation in an examination to write as per Annexures** given in Information Bulletin, if claiming the relaxation under the PwBD category.

## **10 ROUGH WORK AND RETURN OF SHEETS**

All calculations/writing work is to be done only in the Rough Sheet provided in the Examination Room/Hall at the Test Centre. Candidate must write their name and application number on the top of each Rough Sheet. On completion of the test, candidates must hand over the Rough Sheets to the Invigilator on duty in the Room/Hall.

\*\*\*

## CHAPTER – 8

### UNFAIR MEANS PRACTICES AND BREACH OF EXAMINATION RULES

#### 8.1 Unfair Means Practices and Breach of Examination Rules

**Definition:** Unfair Means practices refer to any activity or action that gives a candidate an unfair advantage over others during an examination. As per the **Public Examination (Prevention of Unfair Means Act, 2024)**, the following actions are considered Unfair Means practices:

- a. **Possession of Prohibited Items:** Being in possession of any prohibited item or article that can be used for unfair practices. This includes but is not limited to, stationery items, communication devices, accessories, eatables, ornaments, or any material (whether relevant or not) related to the examination.
- b. **Impersonation:** Engaging someone to write the examination on the candidate's behalf (either physical or virtual impersonation) or preparing material to aid copying during the examination.
- c. **Wrong Examination Centre:** Attempting to write the examination at a centre other than the one allotted to the candidate.
- d. **Violation of Examination Rules:** Disregarding any examination rules or directives issued by NTA in relation to the **CUET(PG) – 2026**.
- e. **Assisting Malpractices:** Helping other candidates to engage in malpractices, or giving/receiving assistance in any form, directly or indirectly or attempting to do so.
- f. **Unauthorized Communication:** Attempting to contact or communicate with any person other than examination staff during the examination, whether physically or through any electronic means.
- g. **Threatening Officials or Candidates:** Threatening any examination official or other candidates connected with the conduct of the examination.
- h. **Use of Undesirable Methods:** Using or attempting to use any unauthorized or illegal methods to influence the examination.
- i. **Manipulation of Examination Documents:** Fabricating or manipulating any official documents related to the examination, such as Confirmation Page, Application Form, e-Admit Cards, Score Card, Rank Letters, Self-Declaration forms, etc.
- j. **Forceful Entry or Exit:** Forcibly entering or exiting the examination centre or hall.
- k. **Use of Electronic Devices:** Using or attempting to use any electronic device after entering the examination centre, which is prohibited under examination guidelines.
- l. **Affixing Morphed Documents:** Affixing or uploading false, altered, or morphed photographs or signatures on the application form, e-Admit card, or any related documents.
- m. **Disrupting Examination Process:** Creating obstacles or disturbances that interfere with the smooth and fair conduct of the examination.
- n. **Misuse of Scribe or Compensatory Time:** Availing of a scribe and/or compensatory time without fulfilling the required criteria and proper documentation justifying such a request.
- o. **Other Malpractices:** Engaging in any other malpractices, whether explicitly listed here or determined by NTA, that fall under Unfair Means as per the **Public Examination (Prevention of Unfair Means Act, 2024)**.

## 9.2 Punishment for Unfair Means Practices

As per the **Public Examination (Prevention of Unfair Means Act, 2024)**, if a candidate is found to have engaged in any of the above-mentioned practices during, before, or after the examination, they shall be treated as having committed an **Unfair Means (UFM) offense** and will be subject to the following penalties:

- **Debarment:** The candidate shall be debarred from appearing in future public examinations for a period of **up to 3 (Three) years**.
- **Criminal Action:** The candidate shall be liable for **criminal action** in accordance with the provisions of the law.
- **Other Disciplinary Actions:** Any additional action deemed appropriate by the examination authorities, in line with the severity of the offense, may also be taken, including cancellation of examination results or other administrative actions.

These provisions aim to ensure the integrity and transparency of the examination process and provide a fair environment for all candidates, as per the regulations outlined in the **Public Examination (Prevention of Unfair Means Act, 2024)**

*Disclaimer- The decision of NTA shall be final and binding for declaration of any person / candidate guilty of foregoing or such offence as shall be classified as Unfair Means Case (UFC).*

\*\*\*

## CHAPTER – 9

### DISPLAY OF ANSWER KEYS FOR CHALLENGE

#### 9.1 DISPLAY OF PROVISIONAL ANSWER KEYS FOR CHALLENGES

1. The NTA will display the Provisional Answer Keys of the questions on the NTA website: <https://exams.nta.nic.in/cuet-pg/> , with a Public Notice, to provide an opportunity for the candidates to challenge the Provisional Answer Keys. There will be a non-refundable fee of ₹ 200/- **(payable online)** per question challenged as processing charges. The provisional Answer Keys are likely to be displayed for two to three days.
2. Only challenges made during the stipulated time, after successful payment, through the 'key challenge link' will be considered. Challenges without justification/evidence and those filed on any medium other than the prescribed link will not be considered.
3. The decision of NTA on the challenges made shall be final and no further communication will be entertained. NTA will not inform the Candidates individually about the outcome of the challenges made.
4. The subject experts will examine all the challenges received and then the final answer keys will be displayed and declared.
5. **The result shall be compiled based on the final answer key declared. No grievance with regard to answer keys after the declaration of the result/NTA Score of CUET (PG) - 2026 will be entertained.**

#### 9.2 DISPLAY OF RECORDED RESPONSES

The NTA will display the recorded responses and Question Paper attempted by the candidates on the NTA website <https://exams.nta.nic.in/cuet-pg/> prior to the declaration of the result/NTA Score. The recorded responses are likely to be displayed for two to three days.

\*\*\*

## **CHAPTER – 10**

### **CUET (PG) - 2026 NTA SCORE FOR ADMISSIONS IN PARTICIPATING UNIVERSITIES**

#### **10.1 CUET (PG) - 2026 NTA SCORE FOR ADMISSION IN PARTICIPATING UNIVERSITIES**

- a. The NTA Score of CUET (PG) - 2026 would be valid for admission to the **academic year 2026-27** only.
- b. Scores and candidate data would be shared with all the participating Universities/ Institutions.**
- c. Evaluation of multiple-choice questions of all the Test Papers will be carried out using final answer keys and the raw (actual) marks obtained by a candidate will be considered further for computation of the result of CUET (PG)-2026.
- d. For preplanned multi-shift papers, raw (actual) marks obtained by the candidates in different shifts/sessions will be converted to NTA Score. (details given at Appendix V)
- e. No Score Card will be dispatched to the candidates. The candidates are advised to download their Score Cards for CUET (PG) - 2026 from the website: <https://exams.nta.nic.in/cuet-pg/>

#### **10.2 RE-EVALUATION / RE-CHECKING OF RESULT**

- a. The result for CUET (PG) - 2026 will be processed based on the Final Answer Keys verified by the experts after the challenges. No grievance with regard to Final Answer Key(s) after the Declaration of Result of CUET (PG) - 2026 will be entertained.
- b. There shall be **no re-evaluation/re-checking of the result**. No correspondence in this regard shall be entertained.

#### **10.3 ADMISSIONS**

- a. Merely appearing in CUET (PG) - 2026 does not confer any right to the candidate for admission to the desired University.
- b. The selection and admission would be subject to fulfilling the admission criteria, eligibility, rank in the merit list, medical fitness, verification of original documents, and such other criteria as may be prescribed by the University, where candidate is applying to.
- c. Admissions are handled at the level of the Central and Participating Universities for their respective programmes. After the declaration of the CUET (PG) - 2026 result by NTA, the respective Universities will declare the counselling/ admission schedule and merit list based on the CUET (PG) - 2026 score and the other criteria of the respective University. For all admission-related procedures/queries, the candidates are advised to refer to the website of the University where they wish to take admission.
- d. NTA has no role in the selection process - transfer/cancellation/ conversion of seats and admission of CUET (PG) - 2026 candidates in the CUET - (PG) courses and refund of fees paid by them to Counseling Authorities/ Admission, etc.**

The letters/e-mails/grievances/queries/RTI applications/Court cases pertaining to admission related matters/procedures will not be entertained by NTA. The same may be addressed to the concerned University.

\*\*\*

## **CHAPTER – 11 MISCELLANEOUS**

### **11.1 CORRESPONDENCE WITH NTA**

All correspondence should preferably be addressed via email. The email query shall be addressed only if it is not anonymous and contains the name, postal address, and contact number of the sender. An email containing vague or general queries and other queries as contained in the Information Bulletin shall not be entertained. Queries shall not be entertained from a person claiming to be representative, or associat of the applicant candidate.

The following information shall not be revealed by phone or email:

- a. Internal documentation/status.
- b. The internal decision-making process of NTA. Any claim/counterclaim thereof.
- c. Dates and venue of internal meetings and/or name of the staff/officers dealing with it.
- d. Any information which cannot be revealed in the opinion of NTA.

### **11.2 WEEDING OUT RULES**

The record of the Common University Entrance Test CUET (PG) - 2026 will be preserved up to **90 days from the date of declaration of the result.**

### **11.3 LEGAL JURISDICTION**

All disputes pertaining to the conduct of the CUET (PG) – 2026 Examination including Results shall fall within the jurisdiction of Delhi/New Delhi only. Further, any grievance/representation arising out of the Result shall be entertained only when raised within 30 days from the declaration of the result. Further, the copy of the Legal Notice or Writ Petition/Petition/Appeal/Reply may be served to NTA only through: [legal@nta.ac.in](mailto:legal@nta.ac.in)

### **11.4 RTI**

Information uploaded on the website shall not be provided to the candidate or any other person under RTI Act, 2005. The information uploaded on the website shall remain for a specific period only. Therefore, candidates are advised to download the uploaded information and keep it for future reference. In the course of examination or in the middle of the process, neither any application under the Right to Information Act, 2005 shall be entertained nor information will be provided.

\*\*\*

# Annexure

**(Ministry of Social Justice & Empowerment, Govt. of India F. No. 29-6/2019-DD-III dated 10 August 2022)**

**Certificate for a person with specified disability covered under the definition of Section 2 (s) of the RPwD Act, 2016 but not covered under the definition of Section 2(r) of the said Act, i.e. persons having less than 40% disability and having difficulty in writing.**

This is to certify that, we have examined Mr/Ms/Mrs ..... (name of the candidate), S/o/D/o ....., a resident of ..... (Vill/ PO/ PS/ District/State), aged ..... yrs, a person with ..... (nature of disability/condition), and to state that he/she has a limitation which hampers his/her writing capability owing to his/her above condition. He/she requires the support of a scribe for writing the examination.

2. The above candidate uses aids and assistive devices such as prosthetics & orthotics, and hearing aids (name to be specified) which is /are essential for the candidate to appear at the examination with the assistance of a scribe.
3. This certificate is issued only for the purpose of appearing in written examinations conducted by recruitment agencies as well as academic institutions and is valid up to ..... (it is valid for a maximum period of six months or less as may be certified by the medical authority)

Signature of Medical Authority

(Signature & Name)	(Signature & Name)	(Signature & Name)	(Signature & Name)	(Signature & Name)
Orthopedic/ PMR specialist	Clinical Psychologist/ Rehabilitation Psychologist /Psychiatrist/Special Educator	Neurologist (if available)	Occupational therapist (if available)	Other Expert, as nominated by the Chairperson (if any)
(Signature & Name)				
Chief Medical Officer/Civil Surgeon/Chief District Medical Officer			Chairperson	

Name of Government Hospital/Health Care Centre with Seal

Place:

Date:

**LETTER OF UNDERTAKING FOR USING OWN SCRIBE**

I \_\_\_\_\_, a candidate with \_\_\_\_\_ (nature of the disability) appearing for \_\_\_\_\_ (name of the examination) bearing Roll No. \_\_\_\_\_ at \_\_\_\_\_ (name of the centre) in the district \_\_\_\_\_, \_\_\_\_\_ (name of the State). My educational qualification is \_\_\_\_\_.

I do hereby state that \_\_\_\_\_ (name of the scribe) will provide the service of scribe /reader/lab assistant for the undersigned for taking the aforementioned examination.

I do hereby undertake that his qualification is \_\_\_\_\_. In case, subsequently, it is found that his qualification is not as declared by the undersigned and is beyond my qualification. I shall forfeit my right to the post and claims relating thereto.

(Signature of the candidate)

(Counter signature by the parent/  
guardian, if the candidate is minor)

Place:

Date:

**(Ministry of Social Justice & Empowerment,  
Govt. of India**

**F. No. 34-02/ 2015- DD-III dated 29 August 2018)**

**Certificate regarding physical limitation in an examinee to write**

Affix Passport size  
Photograph of the  
candidate (same as  
uploaded on the  
Online Application  
Form) duly attested  
by the issuing  
authority

This is to certify that, I have examined Mr./Ms./Mrs.\_\_\_\_\_ (Name of the candidate with disability), a person with \_\_\_\_\_ (nature and percentage of disability as mentioned in the certificate of disability), S/ o/ D/ o \_\_\_\_\_ a resident of \_(Village/ District/ State) and to state that he/ she has physical limitation which hampers his/her writing capabilities owing to his/ her disability.

Signature  
Chief Medical Officer/ Civil Surgeon/ Medical Superintendent of  
A Government health care institution  
Name and Designation.

Name of Government Hospital/Health Care Centre with Seal

Place:

Date:

Note: -

Certificate should be given by a specialist of the relevant stream/ disability (e.g. Visual impairment — Ophthalmologist, Locomotor disability — Orthopedic specialist/ PMR).

# Appendix

**PAYMENT OF EXAM FEE - PROCEDURE/ MODE / SERVICE PROVIDER(S), SERVICES CHARGES AND HELPDESK**

After completing Step 2 of the Online Application Form, candidates may remit the examination fee (Step 3) by choosing the following options:

**Online Mode i.e. Debit/ Credit Card/ UPI or Internet banking through any of the payment gateway of SBI/ CANARA /ICICI BANK:**

- Check the validity of the Debit/Credit Card and keep it ready with you while logging on to the website for submitting the application form. The candidate should enter the requested information and make payment through Debit / Credit Card.
- Through Net Banking, check the balance in your account and keep all credentials ready with you while logging on to the website to submit the application form. Candidate should log in with their credentials for Net Banking and make payments through Net Banking.

**Please select any Mode of Payment/ Service Provider (Service & other charges as applicable per transaction to be paid by the candidate to the concerned Bank/ Payment Gateway Integrator)**

**Payment Modes, Charges and Helpline No**

S. No	Mode of Payment	STATE BANK OF INDIA		CANARA BANK		ICICI BANK	
1	Net Banking	SBI	Rs.5.00+GST	Other Banks (Including Canara Bank)	Rs.13 + GST	ICICI	NIL Charge
		Other Banks	Rs 5.00+GST	HDFC, ICICI, SBI, AXIS	Rs.17 + GST	Other Banks	4.00 + GST
2	Debit Cards	Nil		Visa/Master	Transaction up to Rs.2000/- 0.40% + GST	Nil	Nil
					Transaction above Rs.2000/- 0.85% + GST		
				Rupay	NIL Charge		
3	Credit Cards	Domestic	0.80% + GST (Minimum Rs 11/-)	Domestic	1.10% + GST	Domestic	0.40%of Transaction value
		International	3.50% of Fee+ GST (Minimum Rs 11/-)			International	2.35%of Transaction value
4	Unified Payment Interface (UPI)	NIL Charge		NIL Charge		NIL Charge	

**Note:** In case, the fee payment status is not 'OK', or the Confirmation Page of the Online Application is not generated after fee payment (completion of Step 3) the candidate is advised to contact the helpline number/email of the concerned Bank/Payment Gateway Integrator, as mentioned below: -

### If Paying through State Bank of India:

Level	Name	Email ID	Contact Number
1	Helpdesk3	<a href="mailto:sbi.00727@sbi.co.in">sbi.00727@sbi.co.in</a>	011-26391804
2	Customer Care	<a href="mailto:agmcustomer.lhodel@sbi.co.in">agmcustomer.lhodel@sbi.co.in</a>	1800112211
3	Through SMS	UNHAPPY (add text)	8008202020

### If paying through Canara Bank:

Level	Name	Email ID
1	Help Desk	<a href="mailto:pgsupport@billdesk.com">pgsupport@billdesk.com</a> ; <a href="mailto:dssrosdel@canarabank.com">dssrosdel@canarabank.com</a> ; <a href="mailto:tmscodel@canarabank.com">tmscodel@canarabank.com</a> ; <a href="mailto:cb0268@canarabank.com">cb0268@canarabank.com</a> ;
2	Complaint Management Services	<a href="mailto:pgsupport@billdesk.com">pgsupport@billdesk.com</a> <a href="mailto:dssrosdel@canarabank.com">dssrosdel@canarabank.com</a> ; <a href="mailto:tmscodel@canarabank.com">tmscodel@canarabank.com</a> ; <a href="mailto:cb0268@canarabank.com">cb0268@canarabank.com</a>
3	Customer Care	<a href="mailto:pgsupport@billdesk.com">pgsupport@billdesk.com</a> <a href="mailto:dssrosdel@canarabank.com">dssrosdel@canarabank.com</a> ; <a href="mailto:tmscodel@canarabank.com">tmscodel@canarabank.com</a> ; <a href="mailto:cb0268@canarabank.com">cb0268@canarabank.com</a>
4	Through SMS	---

### If Paying through ICICI Bank

Level	Name	Email ID	Contact Number
1	Customer support Helpline number (9AM to 6PM)	<a href="mailto:pgsupport.ind@worldline.com">pgsupport.ind@worldline.com</a>	18602332332

## 2. Procedure to raise payment related Grievance:

After successful completion of Step-3, Confirmation Page of the Application Form, should be downloaded and a printout of the same may be retained for future reference. The Confirmation Page of the online Application Form could be generated only after successful payment by the Candidate.

In case the Confirmation Page is not generated after payment of prescribed Fee, then the candidate should approach the concerned Bank/ Payment Gateway integrator (in the helpline number and email mention above) for ensuring the successful payment.

Inspite of above, if successful transaction is not reflected on the Portal, the candidate may contact NTA Helpline. If the payment issue is still not resolved, the candidate may pay second time.

**Email: [helpdesk-cuetpg@nta.ac.in](mailto:helpdesk-cuetpg@nta.ac.in).**

**Phone No.: 011-40759000**

However, any duplicate payment received from the candidate by NTA in course of said transactions will be refunded through the same payment mode through which the duplicate payment is received, after fee reconciliation by NTA.

Information to be provided by the Candidate while raising any payment related query/grievance through email / Helplines:

- Name of the Bank and / or payment Gateway.
- Date and time of the transaction
- Transaction Number
- Bank Reference Number
- Proof of transaction Screenshot from the payment portal (in case of payment failure)

## CUET (PG) 2026 List of Question Paper Codes with Programme/ Courses/ Discipline

Common		
S. No	QP Code	Programme/ Courses/ Discipline
1	COQP01	Agri-Business Management etc.
2	COQP02	Applied Geography / Geoinformatics
3	COQP03	B.Ed., B.Ed.-M.Ed. Integrated, B.Ed. (HI), B.Ed. (ID), B.Ed. (VI), Lifelong Learning and Extension etc.
4	COQP04	B.Ed. Humanities and Social Sciences
5	COQP05	B.Ed. Languages
6	COQP06	B.Ed. Science
7	COQP07	B.Ed. Mathematics
8	COQP08	Commerce
9	COQP09	Disaster Studies
10	COQP10	Economics
11	COQP11	General
12	COQP12	General - Management
13	COQP13	Library and Information Science
14	COQP14	L.L.M.
15	COQP15	M.Ed.
16	COQP16	M.A. Education
17	COQP17	Mass Communication and Journalism
18	COQP18	Physical Education
19	COQP19	Public Health
20	COQP20	Sports - Physiology, Biochemistry, Nutrition, Biomechanics etc.
21	COQP21	Yoga
22	COQP22	Healthcare & Hospital Management

Languages		
S. No	QP Code	Programme/ Courses/ Discipline
1	LAQP01	English
2	LAQP02	Hindi
3	LAQP03	Sanskrit
4	LAQP04	Linguistics
5	LAQP05	Arabic
6	LAQP06	Assamese
7	LAQP07	Bengali
8	LAQP08	Bhutia
9	LAQP09	Chinese
10	LAQP10	French
11	LAQP11	Garo
12	LAQP12	German
13	LAQP13	Gujarati
14	LAQP14	Hispanic
15	LAQP15	Japanese
16	LAQP16	Kannada
17	LAQP17	Kashmiri
18	LAQP18	Khasi

<b>Languages</b>		
<b>S. No</b>	<b>QP Code</b>	<b>Programme/ Courses/ Discipline</b>
19	LAQP19	Kokborok
20	LAQP20	Korean
21	LAQP21	Lepcha
22	LAQP22	Limbu
23	LAQP23	Malayalam
24	LAQP24	Manipuri
25	LAQP25	Marathi
26	LAQP26	Nepali
27	LAQP27	Odia
28	LAQP28	Pali
29	LAQP29	Pashto
30	LAQP30	Persian
31	LAQP31	Prakrit
32	LAQP32	Prayojanmoolak Hindi (Patrakarita)
33	LAQP33	Punjabi
34	LAQP34	Russian
35	LAQP35	Tamil
36	LAQP36	Telugu
37	LAQP37	Urdu
38	LAQP38	Urdu Journalism
39	LAQP39	Indo-Tibetan
40	LAQP40	Santali
41	LAQP41	Italian

<b>Science</b>		
<b>S. No</b>	<b>QP Code</b>	<b>Programme/ Courses/ Discipline</b>
1	SCQP01	Agricultural Science
2	SCQP02	Agro-forestry
3	SCQP03	Microbiology/ Applied Microbiology
4	SCQP04	Architecture and Planning
5	SCQP05	Biochemistry
6	SCQP06	Bioinformatics
7	SCQP07	Botany
8	SCQP08	Chemistry
9	SCQP09	Computer Science / Information Technology / Artificial Intelligence
10	SCQP10	Criminology
11	SCQP11	Environmental Sciences/Studies
12	SCQP12	Food Science and Technology
13	SCQP13	Forensic Science.
14	SCQP14	Geology / Applied Geology
15	SCQP15	Geophysics
16	SCQP16	Horticulture
17	SCQP17	Life Science
18	SCQP18	Material Science
19	SCQP19	Mathematics, Applied Mathematics, Electronics

<b>Science</b>		
<b>S. No</b>	<b>QP Code</b>	<b>Programme/ Courses/ Discipline</b>
20	SCQP20	Medical Laboratory Technology, Medical Physics, etc.
21	SCQP21	MPT/Master in Respiratory Theory (MRT)
22	SCQP22	Nanoscience/Integrative Biosciences
23	SCQP23	Pharmacy
24	SCQP24	Physics
25	SCQP25	Plant Biotechnology
26	SCQP26	Soil Science
27	SCQP27	Statistics
28	SCQP28	Zoology
29	SCQP29	Atmospheric Science
30	SCQP30	Animal Science (Poultry)

<b>Humanities</b>		
<b>S. No</b>	<b>QP Code</b>	<b>Programme/ Courses/ Discipline</b>
1	HUQP01	Ancient Indian History, Culture and Archaeology
2	HUQP02	Anthropology
3	HUQP03	Applied Arts
4	HUQP04	Art and Aesthetics
5	HUQP05	Dance
6	HUQP06	Development and Labour Studies
7	HUQP07	Fine Arts
8	HUQP08	Geography
9	HUQP09	History
10	HUQP10	History of Art
11	HUQP11	Home Science
12	HUQP12	Music- Karnatak/Carnatic
13	HUQP13	Museology
14	HUQP14	Music – Hindustani
15	HUQP15	Painting
16	HUQP16	Philosophy
17	HUQP17	Plastic Arts
18	HUQP18	Political Science
19	HUQP19	Pottery and Ceramics
20	HUQP20	Psychology / Applied Psychology
21	HUQP21	Social Work
22	HUQP22	Sociology
23	HUQP23	Textile Design
24	HUQP24	Theatre
25	HUQP25	Music- Percussion
26	HUQP26	Rabindra Sangit

<b>M. Tech./ Higher Sciences</b>		
<b>S. No</b>	<b>QP Code</b>	<b>Programme/ Courses/ Discipline</b>
1	MTQP01	Chemical, Thermal and Polymer Engineering
2	MTQP02	Civil, Structural and Transport Engineering
3	MTQP03	Dairy Technology
4	MTQP04	Data Science, Artificial Intelligence, Cyber Security and Computer Science, Engineering/Technology

<b>M. Tech./ Higher Sciences</b>		
<b>S. No</b>	<b>QP Code</b>	<b>Programme/ Courses/ Discipline</b>
5	MTQP05	Electronics, Communication and Information Engineering,
6	MTQP06	Food Engineering and Technology
7	MTQP07	Mechanical Engineering
8	MTQP08	Nano Science/Nano Technology
9	MTQP09	Nanoelectronics/Material Sciences
10	MTQP10	Electrical, Power, and Energy Engineering
11	MTQP11	Water Engineering and Management
12	MTQP12	Textile Engineering

<b>Acharya</b>		
<b>S. No</b>	<b>QP Code</b>	<b>Programme/ Courses/ Discipline</b>
1	ACQP01	Shiksha Shastri B.Ed.
2	ACQP02	Shiksha Acharya M.Ed.
3	ACQP03	Agama
4	ACQP04	Baudha Darshan / Buddhist Studies (Trilingual - Hindi/Sanskrit/English)
5	ACQP05	Dharma Shastra, Vastu and Paurohitya
6	ACQP06	Dharma Vijnan
7	ACQP07	Dharmashastra
8	ACQP08	Hindu Studies (Bilingual - Hindi/English)
9	ACQP09	Indian Knowledge System (Trilingual - Hindi/Sanskrit/English)
10	ACQP10	Jain Darshan
11	ACQP11	Jyotish - Falit
12	ACQP12	Jyotish - Ganit
13	ACQP13	Krishna Yajurveda
14	ACQP14	Nyaya Vaisheshika
15	ACQP15	Phalita and Siddantha Jyotisha
16	ACQP16	Puranetihas
17	ACQP17	Rigveda
18	ACQP18	Sahitya
19	ACQP19	Sahitya (Alankara and Kavya Varga)
20	ACQP20	Samveda
21	ACQP21	Shukla Yajurveda
22	ACQP22	Veda etc.
23	ACQP23	Vedanta
24	ACQP24	Vedanta, Sarvadarshan, Mimansa, Nyaya etc.
25	ACQP25	Vyakaran
26	ACQP26	Vyakarana and Sabdabodha Systems

**Very Important:**

**Applicants are advised to check the course, its eligibility, and subject code carefully from the website, as similar courses are being evaluated under various question paper codes by different universities. e.g. Hindu Studies.**

**Applicants are solely responsible for choosing the correct question paper code as per the universities. where admission is sought.**

### List of Examination Cities for CUET (PG) – 2026

The CUET (PG) - 2026 will be conducted in the following Cities, provided there are sufficient numbers of candidates in the City. State-wise/UT-wise list of Cities in India and Abroad: -

Sr. No	State	City	City Code
1	ARUNACHAL PRADESH	ITANAGAR/NAHARLAGUN/PAPUM PARE	AL01
2	ASSAM	GUWAHATI	AM02
3	ASSAM	JORHAT	AM03
4	ASSAM	SILCHAR (ASSAM)	AM04
5	ASSAM	TEZPUR	AM05
6	ASSAM	DIBRUGARH	AM01
7	ANDAMAN & NICOBAR ISLANDS (UT)	PORT BLAIR	AN01
8	ANDHRA PRADESH	ANANTAPUR	AP01
9	ANDHRA PRADESH	CHITTOOR	AP05
10	ANDHRA PRADESH	ELURU	AP06
11	ANDHRA PRADESH	GUNTUR	AP07
12	ANDHRA PRADESH	KADAPA	AP08
13	ANDHRA PRADESH	KAKINADA	AP09
14	ANDHRA PRADESH	KURNOOL	AP10
15	ANDHRA PRADESH	NELLORE	AP11
16	ANDHRA PRADESH	ONGOLE	AP12
17	ANDHRA PRADESH	RAJAHMUNDRY	AP13
18	ANDHRA PRADESH	SRIKAKULAM	AP14
19	ANDHRA PRADESH	TIRUPATHI/TIRUPATI	AP16
20	ANDHRA PRADESH	VIJAYAWADA	AP17
21	ANDHRA PRADESH	VISAKHAPATNAM	AP18
22	ANDHRA PRADESH	VIZIANAGARAM	AP19
23	ANDHRA PRADESH	NARASARAOPET	AP20
24	ANDHRA PRADESH	PRODDATUR	AP21
25	ANDHRA PRADESH	SURAMPALEM	AP23
26	ANDHRA PRADESH	MACHILIPATNAM	AP27
27	ANDHRA PRADESH	NANDYAL	AP29
28	ANDHRA PRADESH	TADEPALLIGUDEM	AP30
29	BIHAR	AURANGABAD (BIHAR)	BR01
30	BIHAR	BHAGALPUR	BR02
31	BIHAR	DARBHANGA	BR04
32	BIHAR	GAYA	BR05
33	BIHAR	MUZAFFARPUR	BR06
34	BIHAR	PATNA	BR07
35	BIHAR	PURNEA	BR08
36	BIHAR	ARRAH	BR09
37	BIHAR	SAMASTIPUR	BR12
38	BIHAR	SASARAM (ROHTAS)	BR17
39	CHHATTISGARH	BILASPUR (CHHATTISGARH)	CG02
40	CHHATTISGARH	RAIPUR	CG03
41	CHHATTISGARH	JAGDALPUR	CG08
42	CHHATTISGARH	BHILAI NAGAR (DURG)	CG01
43	CHHATTISGARH	AMBIKAPUR	CG04
44	CHANDIGARH (UT)	CHANDIGARH/PANCHKULA	CH01
45	PUNJAB	SAHIBZADA AJIT SINGH NAGAR/MOHALI	PB12
46	DAMAN & DIU (UT)	DIU	DD02
47	DELHI (NCT)	DELHI/NEW DELHI	DL01

Sr. No	State	City	City Code
48	DADRA & NAGAR HAVELI (UT)	SILVASSA	DN01
49	GUJARAT	AHMEDABAD	GJ01
50	GUJARAT	ANAND	GJ02
51	GUJARAT	JAMNAGAR	GJ06
52	GUJARAT	JUNAGADH	GJ07
53	GUJARAT	PALANPUR (BANASKANTHA)	GJ19
54	GUJARAT	RAJKOT	GJ10
55	GUJARAT	SURAT	GJ11
56	GUJARAT	VADODARA	GJ12
57	GUJARAT	MEHSANA	GJ08
58	GUJARAT	GANDHINAGAR	GJ23
59	GUJARAT	BHUJ	GJ17
60	GUJARAT	VALSAD/VAPI	GJ13
61	GUJARAT	BHAVNAGAR	GJ03
62	GOA	PANAJI/MADGAON/MARGAO	GO01
63	HIMACHAL PRADESH	HAMIRPUR (HIMACHAL PRADESH)	HP03
64	HIMACHAL PRADESH	SHIMLA	HP06
65	HIMACHAL PRADESH	MANDI	HP08
66	HIMACHAL PRADESH	UNA	HP09
67	HIMACHAL PRADESH	KULLU	HP10
68	HIMACHAL PRADESH	BILASPUR (HIMACHAL PRADESH)	HP01
69	HIMACHAL PRADESH	KANGRA/PALAMPUR	HP04
70	HARYANA	AMBALA	HR01
71	HARYANA	GURUGRAM	HR04
72	HARYANA	FARIDABAD	HR03
73	JHARKHAND	BOKARO	JH01
74	JHARKHAND	DHANBAD	JH02
75	JHARKHAND	JAMSHEDPUR	JH03
76	JHARKHAND	RANCHI	JH04
77	JHARKHAND	HAZARIBAGH	JH05
78	JHARKHAND	RAMGARH	JH06
79	JAMMU & KASHMIR	JAMMU	JK02
80	JAMMU & KASHMIR	SRINAGAR (J & K)	JK04
81	JAMMU & KASHMIR	PULWAMA	JK06
82	JAMMU & KASHMIR	SAMBA	JK03
83	KARNATAKA	BALLARI	KK03
84	KARNATAKA	BELAGAVI (BELGAUM)	KK02
85	KARNATAKA	BENGALURU	KK20
86	KARNATAKA	CHIKABALLAPUR	KK22
87	KARNATAKA	DAVANGERE	KK06
88	KARNATAKA	GULBARGA/KALABURGI	KK08
89	KARNATAKA	HASSAN	KK09
90	KARNATAKA	DHARWAD	KK10
91	KARNATAKA	MANGALURU (MANGALORE)	KK12
92	KARNATAKA	MYSURU (MYSORE)	KK14
93	KARNATAKA	SHIVAMOGA (SHIMOGA)/SHIVAMOGGA	KK15
94	KARNATAKA	TUMAKURU	KK16
95	KARNATAKA	CHIKMAGALUR	KK23
96	KARNATAKA	HUBLI	KK27
97	KARNATAKA	UDUPI/MANIPAL	KK17
98	KERALA	IDUKKI	KL05
99	KERALA	KANNUR	KL07
100	KERALA	KASARAGOD	KL08

Sr. No	State	City	City Code
101	KERALA	KOLLAM	KL09
102	KERALA	KOTTAYAM	KL11
103	KERALA	KOZHIKODE/CALICUT	KL12
104	KERALA	MALAPPURAM	KL13
105	KERALA	PALAKKAD	KL15
106	KERALA	PATHANAMTHITTA	KL16
107	KERALA	THIRUVANANTHAPURAM	KL17
108	KERALA	THRISSUR	KL18
109	KERALA	WAYANAD	KL19
110	KERALA	ALAPPUZHA/CHENGANNUR	KL01
111	KERALA	ERNAKULAM/MOOVATTUPUZHA	KL04
112	LAKSHADWEEP (UT)	KAVARATTI	LD01
113	LEH & LADAKH (UT)	LEH	LL01
114	LEH & LADAKH (UT)	KARGIL	LL02
115	MEGHALAYA	SHILLONG	MG01
116	MEGHALAYA	TURA	MG04
117	MANIPUR	IMPHAL	MN01
118	MADHYA PRADESH	BHOPAL	MP03
119	MADHYA PRADESH	GWALIOR	MP06
120	MADHYA PRADESH	INDORE	MP07
121	MADHYA PRADESH	JABALPUR	MP08
122	MADHYA PRADESH	SAGAR	MP12
123	MADHYA PRADESH	SATNA	MP13
124	MADHYA PRADESH	UJJAIN	MP15
125	MADHYA PRADESH	KHANDWA	MP29
126	MAHARASHTRA	AHILYANAGAR/AHMEDNAGAR	MR01
127	MAHARASHTRA	AKOLA	MR02
128	MAHARASHTRA	AMRAVATI	MR03
129	MAHARASHTRA	AURANGABAD (MR)/CHHATRAPATI SAMBHAJINAGAR	MR04
130	MAHARASHTRA	CHANDRAPUR	MR09
131	MAHARASHTRA	DHULE	MR10
132	MAHARASHTRA	JALGAON	MR13
133	MAHARASHTRA	KOLHAPUR	MR14
134	MAHARASHTRA	LATUR	MR15
135	MAHARASHTRA	NAGPUR	MR17
136	MAHARASHTRA	NANDED	MR18
137	MAHARASHTRA	NASHIK	MR19
138	MAHARASHTRA	PUNE	MR22
139	MAHARASHTRA	RAIGAD	MR23
140	MAHARASHTRA	SANGLI	MR25
141	MAHARASHTRA	SATARA	MR26
142	MAHARASHTRA	SOLAPUR	MR27
143	MAHARASHTRA	THANE	MR28
144	MAHARASHTRA	WARDHA	MR29
145	MAHARASHTRA	BEED	MR30
146	MAHARASHTRA	BHANDARA	MR31
147	MAHARASHTRA	BULDHANA	MR32
148	MAHARASHTRA	RATNAGIRI	MR24
149	MAHARASHTRA	YAVATMAL	MR34
150	MAHARASHTRA	PARBHANI	MR38
151	MAHARASHTRA	GADCHIROLI	MR40
152	MAHARASHTRA	JALNA	MR42
153	MAHARASHTRA	MUMBAI	MR16

Sr. No	State	City	City Code
154	MIZORAM	AIZAWL	MZ01
155	NAGALAND	DIMAPUR	NL01
156	NAGALAND	KOHIMA	NL02
157	ODISHA	BALASORE (BALESWAR)	OR02
158	ODISHA	BERHAMPUR / GANJAM	OR03
159	ODISHA	BHUBANESWAR	OR04
160	ODISHA	CUTTACK	OR05
161	ODISHA	DHENKANAL	OR06
162	ODISHA	SAMBALPUR	OR09
163	ODISHA	ANGUL	OR10
164	ODISHA	BHADRAK	OR11
165	ODISHA	BARIPADA/MAYURBANJ	OR12
166	ODISHA	ROURKELA	OR08
167	ODISHA	KENDUJHAR (KEONJHAR)	OR15
168	ODISHA	PURI	OR16
169	ODISHA	JAGATSINGHPUR	OR17
170	ODISHA	JEYPORE (ODISHA)	OR19
171	ODISHA	BALANGIR	OR20
172	ODISHA	BARAGARH	OR21
173	ODISHA	RAYAGADA	OR26
174	ODISHA	KENDRAPARA	OR14
175	PUNJAB	AMRITSAR	PB01
176	PUNJAB	BHATINDA	PB02
177	PUNJAB	JALANDHAR	PB04
178	PUNJAB	LUDHIANA	PB05
179	PUNJAB	PATHANKOT	PB07
180	PUNJAB	PATIALA/FATEHGARH SAHIB	PB08
181	PUDUCHERRY	PUDUCHERRY	PO01
182	RAJASTHAN	AJMER	RJ01
183	RAJASTHAN	ALWAR	RJ02
184	RAJASTHAN	BIKANER	RJ05
185	RAJASTHAN	JAIPUR	RJ06
186	RAJASTHAN	JODHPUR	RJ07
187	RAJASTHAN	KOTA	RJ08
188	RAJASTHAN	SIKAR	RJ09
189	RAJASTHAN	SRIGANGANAGAR	RJ10
190	RAJASTHAN	UDAIPUR	RJ11
191	RAJASTHAN	BHILWARA	RJ12
192	RAJASTHAN	BHARATPUR	RJ16
193	RAJASTHAN	DAUSA	RJ17
194	RAJASTHAN	HANUMANGARH	RJ23
195	SIKKIM	GANGTOK	SM01
196	TRIPURA	AGARTALA	TA01
197	TELANGANA	KARIMNAGAR	TL02
198	TELANGANA	KHAMMAM	TL03
199	TELANGANA	MAHBUBNAGAR	TL04
200	TELANGANA	NALGONDA	TL05
201	TELANGANA	WARANGAL	TL07
202	TELANGANA	NIZAMABAD	TL08
203	TELANGANA	SURYAPET	TL09
204	TELANGANA	SIDDIPET	TL11
205	TELANGANA	JAGTIAL	TL15
206	TELANGANA	KOTHAGUDEM	TL17

Sr. No	State	City	City Code
207	TELANGANA	HYDERABAD/SECUNDERABAD	TL01
208	TAMIL NADU	CHENNAI	TN01
209	TAMIL NADU	COIMBATORE	TN02
210	TAMIL NADU	CUDDALORE	TN03
211	TAMIL NADU	KANCHIPURAM	TN05
212	TAMIL NADU	NAGERCOIL (KANYAKUMARI)	TN06
213	TAMIL NADU	MADURAI	TN08
214	TAMIL NADU	NAMAKKAL	TN10
215	TAMIL NADU	SALEM	TN11
216	TAMIL NADU	THANJAVUR	TN12
217	TAMIL NADU	THOOTHUKUDI	TN13
218	TAMIL NADU	TIRUCHIRAPPALLI	TN14
219	TAMIL NADU	TIRUNELVELI	TN15
220	TAMIL NADU	VELLORE	TN18
221	TAMIL NADU	VIRUDHUNAGAR	TN20
222	TAMIL NADU	KRISHNAGIRI	TN21
223	TAMIL NADU	TIRUPPUR	TN22
224	TAMIL NADU	VILUPPURAM	TN23
225	TAMIL NADU	DHARMAPURI	TN26
226	TAMIL NADU	DINDIGUL	TN27
227	TAMIL NADU	ERODE	TN28
228	TAMIL NADU	KARUR	TN29
229	TAMIL NADU	PUDUKKOTTAI	TN31
230	TAMIL NADU	RAMANATHAPURAM	TN32
231	TAMIL NADU	SIVAGANGA	TN33
232	TAMIL NADU	THIRUVALLUR	TN34
233	TAMIL NADU	TIRUVANNAMALAI	TN35
234	UTTARAKHAND	DEHRADUN	UK01
235	UTTARAKHAND	HALDWANI	UK02
236	UTTARAKHAND	ROORKEE	UK06
237	UTTARAKHAND	PAURI GARHWAL	UK08
238	UTTARAKHAND	ALMORA	UK09
239	UTTAR PRADESH	AGRA	UP01
240	UTTAR PRADESH	ALIGARH	UP02
241	UTTAR PRADESH	ALLAHABAD/PRAYAGRAJ	UP03
242	UTTAR PRADESH	BAREILLY	UP04
243	UTTAR PRADESH	GHAZIABAD	UP07
244	UTTAR PRADESH	GORAKHPUR	UP08
245	UTTAR PRADESH	NOIDA/GREATER NOIDA	UP09
246	UTTAR PRADESH	JHANSI	UP10
247	UTTAR PRADESH	KANPUR	UP11
248	UTTAR PRADESH	LUCKNOW	UP12
249	UTTAR PRADESH	MATHURA	UP13
250	UTTAR PRADESH	MEERUT	UP14
251	UTTAR PRADESH	MORADABAD	UP15
252	UTTAR PRADESH	MUZAFFARNAGAR	UP16
253	UTTAR PRADESH	VARANASI	UP18
254	UTTAR PRADESH	AZAMGARH	UP19
255	UTTAR PRADESH	BALLIA	UP20
256	UTTAR PRADESH	FAIZABAD (AYODHYA)	UP06
257	UTTAR PRADESH	FIROZABAD	UP22
258	UTTAR PRADESH	GHAZIPUR	UP23
259	UTTAR PRADESH	AMBEDKAR NAGAR	UP25

Sr. No	State	City	City Code
260	UTTAR PRADESH	BULANDSHAHR	UP29
261	UTTAR PRADESH	MAU	UP35
262	UTTAR PRADESH	SAHARANPUR	UP38
263	UTTAR PRADESH	CHANDAULI	UP41
264	WEST BENGAL	ASANSOL	WB01
265	WEST BENGAL	BURDWAN (BARDHAMAN)	WB02
266	WEST BENGAL	DURGAPUR	WB04
267	WEST BENGAL	HOOGHLY	WB06
268	WEST BENGAL	HOWRAH	WB07
269	WEST BENGAL	KALYANI	WB08
270	WEST BENGAL	KOLKATA	WB10
271	WEST BENGAL	SILIGURI	WB11
272	WEST BENGAL	KHARAGPUR (PASCHIM MEDINIPU)	WB13
273	WEST BENGAL	PURBA MEDINIPUR	WB14
274	WEST BENGAL	BANKURA	WB16
275	WEST BENGAL	MURSHIDABAD	WB21
276	WEST BENGAL	SURI	WB22
277	Bahrain	Manama	ZZ01
278	Qatar	Doha	ZZ03
279	UAE	Dubai	ZZ04
280	UAE	Sharjah	ZZ08
281	UAE	Abu Dhabi	ZZ17
282	Nepal	Kathmandu	ZZ05
283	Oman	Muscat	ZZ06
284	Saudi Arabia	Riyadh	ZZ07
285	Singapore	Singapore	ZZ09
286	Kuwait	Kuwait City	ZZ10
287	Malaysia	Kuala Lumpur	ZZ11
288	Nigeria	Lagos/Abuja	ZZ12
289	Indonesia	West Java	ZZ14
290	USA	Washington D.C	ZZ15
291	Germany	Munich	ZZ16
292	Canada	Ottawa	ZZ21

**Disclaimer:**

NTA has reserves the right to change the centre and city at any time, subject to availability.

### Computer Based Test (CBT) Guidelines

A CBT requires candidates to sit in front of a computer terminal (node) allocated to them against their Roll number and e-Admit card in a designated Test Centre. After logging the candidate will get detailed instructions for the examinations. At the designated time of the start of the examination, the candidates will be able to proceed and see the questions on the computer screen using the computer mouse.






#### Procedure for Appearing in Computer Based Test (CBT)

- (a) A computer terminal (node) indicating the Roll Number will be allocated to each candidate. Candidates should find and sit on their allocated computers only. Any candidate found to have changed their room/hall or computer on their own, rather than the one allotted would be liable for cancellation of candidature and no plea in this regard would be entertained.
- (b) The computer terminal allotted to the candidate will display a Welcome login screen, the Candidate's photograph, and the subject opted by the candidate. For login, the candidate will need to enter their login ID **and password**.
- (c) After login, the candidate shall be able to see the detailed instructions for the examination. Candidates are advised to go through the instructions carefully regarding the type of questions and the Marking Scheme. At the designated time of the start of the examination, the candidates will be able to proceed and see the questions on the computer screen.  
The keyboard attached to the computer, if any, will be disabled during the entire duration of the examination. Depending on the type of question, the answers to questions can either be entered by clicking on the virtual on-screen keyboard (numeric or otherwise) using the computer mouse or by clicking the chosen option(s) using the computer mouse.

**Candidates will have the option to change/modify answers already entered at any time during the entire duration of the examination.**

*In case the computer/mouse allotted to any candidate malfunctions at any time during the test, the candidate will be immediately allotted to another computer system and the time lost due to this will be adjusted in the server so as to give the candidate the full allotted time.*

- (d) The on-screen computer clock counter of every candidate will be set at the server. The countdown timer located in the top right corner of the computer screen, will display the time remaining (in minutes) available for the candidate to complete the examination. When the timer reaches zero, the examination will end by itself. Candidate will not be required to end or submit the examination.
- (e) The Question Palette displayed on the right side of the screen will show the status of each question using one of the following text/color codes/symbols.

	You have not visited the question yet.
	You have not answered the question.
	You have answered the question.
	You have NOT answered the question but have marked the question for review.
	The question(s) "answered and marked for Review" will be considered for evaluation.

The question(s) “Answered and Marked for Review” status for a question indicates that the candidate would like to have a relook at that question again. A candidate has the option of answering a question and simultaneously placing it under “Marked for Review”, these answers will be considered for evaluation. However, if a candidate has put “Marked for Review” for a question without answering it, the corresponding question ‘Marked for Review’ without an answer will not be considered for evaluation. It may be noted that a candidate can return to any “Marked for Review” question any time during the examination by clicking on the corresponding question number icon displayed on the Question Palette of the corresponding section.

- (f) Candidate can click on an arrow/symbol which appears to the left of the question palette to collapse the question palette, thereby maximizing the question viewing window. To view the question palette again, the candidate can click on the arrow/symbol that appears on the right side of the question window.
- (g) Candidate can click to navigate to the bottom and to navigate to the top of the question area, without scrolling. Using the computer mouse the candidate can scroll up and down the question viewing area to view the entire question.
- (h) The full paper can be viewed by clicking the “Question Paper” icon on the top right corner of the screen.
- (i) Blank Sheets for doing rough work/calculations shall be provided to the candidates. The Blank Sheets would have a Header page for the candidates to write down their Name and Roll Number. All calculations/writing work is to be done only in the Blank Sheets provided at the Centre in the Examination Room/Hall, and on completion of the test, candidates must hand over the rough sheets to the invigilator on duty in the Room/Hall.
- (j) **Navigating to a Question**  
To navigate between questions within a Paper, the candidate needs to do the following:
  - i. Click on the question number in the Question Palette at the right of the screen to go to that numbered question directly. Note that using this option does NOT save the answer to the currently displayed question.
  - ii. Click on “Save & Next” to save the answer to any question. Clicking on “Save & Next” will save the answer for the current question and the next question will be displayed on the candidate’s computer screen.
  - iii. Click on “Mark for Review & Next” to mark a question for review (without answering it) and proceed to the next question.
- (k) **Answering a Question**
  - 1. Procedure for answering a multiple-choice type of question:**
    - a. To select the option, click on the button of one of the options.
    - b. To deselect the chosen answer, click on the button of the chosen option again or click on the “Clear Response” button.
    - c. To save the answer, the candidate MUST click on the “Save & Next” button.
    - d. To mark the question for review (without answering it), click on the “Mark for Review & Next” button.
  - 2. Procedure for answering questions that require inputs from on-screen virtual keyboard (numeric or otherwise):**
    - a. Candidate will have to use the on-screen virtual keyboard (that would be displayed just below the question statement of these types of questions) and the attached computer

mouse to enter their answer in the space provided for the answer.

- b. The answer can be changed, if required, anytime during the test. To save the answer, the candidate MUST click on the “Save & Next” button.
- c. To mark the question for review (without answering it), click on the “Mark for Review & Next” button.

### **3. Navigating through sections:**

- a. Sections on the question paper are displayed on the top bar of the screen. Questions in a section can be viewed by clicking on the section name. The section in which the candidate is currently viewing will be highlighted.
- b. After clicking the “Save & Next” button on the last question for a section, the candidate will automatically be taken to the first question of the next section.
- c. Candidate can shuffle between sections and questions within sections any time during the examination as per their convenience, only during the time stipulated.
- d. Candidate can view the corresponding section summary as part of the legend that appears in every section above the question palette.

**The candidate will have the option to change previously saved answers to any question, at any time during the entire test duration. To change the answer to a question that has already been answered, first select the corresponding question from the Question Palette, then click on “Clear Response” to clear the previously entered answer and subsequently follow the procedure for answering that type of question.**

### **4. Rough Work and Return of Rough Sheets:**

All calculations/writing work is to be done only in the Rough Sheet provided in the Examination Room/Hall at the Test Centre. Candidate must write their name and application number on the top of each Rough Sheet. On completion of the test, candidates must hand over the Rough Sheets to the Invigilator on duty in the Room/Hall.

## National Testing Agency (NTA)

**Procedure to be adopted for compilation of NTA scores in case of Multi Session Papers  
(Normalization procedure based on Percentile Score)**

NTA may conduct same examinations on multiple dates/shift/secession. The candidates will be given different sets of questions per dates/shift/secession, and it is quite possible that, in spite of all efforts to maintain equivalence among various question papers, the difficulty level of this question papers administered in different sessions may not be exactly the same. In order to overcome such a situation, **“Normalization procedure based on Percentile Score”** will be used for ensuring that candidates are neither benefitted nor disadvantaged due to the difficulty level of the examination. With the objective of ensuring that a candidate’s true merit is identified, and that a level playing field is created in the above context, the Normalization Procedure, set out below shall be adopted for compiling the NTA scores for multi-session papers.

**The process of Normalization is an established practice for comparing candidate scores across multi session papers and is similar to those being adopted in other large educational selection tests conducted in India. For normalization across sections, NTA shall use the percentile equivalence.**

**Percentile Scores:** Percentile scores are scores based on the relative performance of all those who appear for the examination. Basically, the marks obtained are transformed into a scale ranging from 100 to 0 for each session of examinees.

**The Percentile Score indicates the percentage of candidates that have scored EQUAL TO OR BELOW (same or lower raw scores) that particular Percentile in that examination. Therefore, the topper (highest score) of each session will get the same Percentile of 100 which is desirable. The marks obtained between the highest and lowest scores are also converted to appropriate Percentiles.**

**The Percentile score will be the Normalized Score for the Examination** (instead of the raw marks of the candidate) and shall be used for the preparation of the merit lists.

**The Percentile Scores will be calculated up to 7 decimal places to avoid bunching effect and reduce ties.**

**The Percentile score of a Candidate is calculated as follows:**

**$100 \times \frac{\text{Number of candidates appeared in the ‘Session’ with raw score EQUAL TO OR LESS than the candidate.}}{\text{Total number of the candidates who appeared in the ‘Session’}}$**

**Total number of the candidates who appeared in the ‘Session’**

**Note:** The Percentile of the Total shall **NOT be** an aggregate or average of the Percentile of individual subjects. The percentile score is not the same as the percentage of marks obtained.

**Example: Suppose a test was held in 4 sessions of examinees as per the details given below:  
(Allocation of Days and shifts were done randomly)**

**(a) Distribution of candidates were as follows:**

**Session-1:** Day-1 Shift-1, **Session-2:** Day-1 Shift-2, **Session-3:** Day-2 Shift-1 and **Session-4:** Day-2 Shift-2.

Session	Day/ Shift	No of Candidates			Marks	
		Absent	Appeared	Total	Highest	Lowest
<b>Session-1</b>	Day-1 Shift-1	3974	28012	31986	335	-39
<b>Session-2</b>	Day-1 Shift-2	6189	32541	38730	346	-38
<b>Session-3</b>	Day-2 Shift-1	6036	41326	47362	331	-49
<b>Session-4</b>	Day-2 Shift-2	9074	40603	49677	332	-44
<b>Total (Session-1 to Session-4)</b>		25273	142482	167755	346	-49

In this method of scoring the HIGHEST RAW SCORE in each paper (irrespective of the raw scores) will be the 100 Percentile, indicating that 100% of candidates have scores equal to or lesser than the highest scorer/ topper for that session.

**Highest Raw Score and Percentile Score:** All the highest raw scores will have a normalized Percentile Score of 100 for their respective session.

Session	Total Candidates Appeared	Highest Raw Score	Candidates who scored EQUAL OR LESS THAN the Highest Raw Score	Percentile Score	Remarks
Session-1	28012	335	28012	$100.0000000$ $[(28012/28012) * 100]$	i.e. all the highest raw scores would be normalized to a 100 Percentile Score for their respective session.
Session -2	32541	346	32541	$100.0000000$ $[(32541/32541) * 100]$	
Session -3	41326	331	41326	$100.0000000$ $[(41326/41326) * 100]$	
Session -4	40603	332	40603	$100.0000000$ $[(40603/40603) * 100]$	

**Lowest Raw Score and Percentile Score:** Percentile Score of all the lowest raw scores will depend on the total number of candidates who have taken the Examination for their respective session

Session	Total Candidates Appeared	Lowest Raw Score	Candidates who scored EQUAL OR LESS THAN the Lowest Raw Score	Percentile Score	Remarks
<b>Session -1</b>	28012	-39	1	$0.0035699$ $[(1/28012) * 100]$	i.e. , Percentile Score of all the lowest raw scores are different, i.e., Percentile Score depends on the total number of candidates who have taken the Examination for their respective session.
<b>Session -2</b>	32541	-38	1	$0.0030730$ $[(1/32541) * 100]$	
<b>Session -3</b>	41326	-49	1	$0.0024198$ $[(1/41326) * 100]$	
<b>Session -4</b>	40603	-44	1	$0.0024629$ $[(1/40603) * 100]$	

The following is a further explanation of the interpretation of the raw scores and Percentile Score in Session-3 (Day-2 and Shift-1) with 41326 candidates who have taken the examination.

Candidate	Percentile Score	No of Candidates	Raw Score	Remark
<b>A</b>	<b>100.0000000</b> [[41326/41326) *100]	<b>1</b>	<b>331</b>	Indicates that amongst those appeared, 100% have scored either EQUAL TO OR LESS THAN the candidate A ( <b>331 raw score</b> ).
				It also indicates that no candidate has scored more than the candidate A ( <b>331 raw score</b> ).
<b>B</b>	<b>90.1224411</b> [[37244/41326) *100]	<b>77</b>	<b>121</b>	Indicates that amongst those appeared, 90.1224411% have scored either EQUAL TO OR LESS THAN the candidate B ( <b>121 raw score</b> ).
				It also indicates that remaining candidates have scored more than candidate B ( <b>121 raw score</b> ).
<b>C</b>	<b>50.4549194</b> [[20851/41326) *100]	<b>381</b>	<b>41</b>	Indicates that amongst those appeared, 50.4549194% have scored either EQUAL TO OR LESS THAN the candidate C ( <b>41 raw score</b> ).
				It also indicates that the remaining candidates who appeared have scored more than candidate C ( <b>41 raw score</b> ).
<b>D</b>	<b>31.7040120</b> [[13102/41326) *100]	<b>789</b>	<b>25</b>	Indicates that amongst those appeared, 31.7040120% have scored either EQUAL TO OR LESS THAN the candidate D ( <b>25 raw score</b> ).
				It also indicates that remaining candidates have scored more than candidate D ( <b>25 raw score</b> ).
<b>E</b>	<b>1.1034216</b> [[456/41326) *100]	<b>100</b>	<b>-15</b>	Indicates that amongst those appeared, 1.1034216% have scored either EQUAL TO OR LESS THAN the candidate E ( <b>-15 raw score</b> ).
				It also indicates that remaining candidates have scored more than candidate E ( <b>-15 raw score</b> ).

## STEP-BY-STEP PROCEDURE FOR NORMALIZATION AND PREPARATION OF RESULT:

### Step-1: Distribution of Examinees in two shifts:

Candidates have to be distributed into two sessions randomly so that each session has approximately on equal number of candidates. These two sessions would be as follows:

**Session-1:** Day-1 Shift-1, **Session-2:** Day-1 Shift-2

In the event of more number of days or less number of shifts, the candidates will be divided accordingly.

This will ensure that there is no bias in the distribution of candidates who shall take the examination. Furthermore, with a large population of examinees spread across the entire country, the possibility of such bias becomes remote.

### Step-2: Preparation of Results for each Session:

The Examination results for **each session** would be prepared in the form of

- Raw Scores
- Percentiles Scores of Total raw scores.

The Percentiles would be calculated for each candidate in the Session as follows:

Let TP1 be the Percentile Scores of the Total Raw Score of that candidate

$$\text{Total Percentile (TP1):} \quad 100 \times \frac{\text{No. of candidates appeared from the session with raw score EQUAL TO OR LESS than T1 score}}{\text{Total number of candidates appeared in the session}}$$

### Step-3: Compilation of NTA score and Preparation of Result:

The Percentile scores for the Total Raw Score for all the sessions (**Session-1:** Day – 1 Shift – 1, **Session-2:** Day – 1 Shift – 2) **as calculated in Step-2 above would be merged and shall be called the NTA scores which will then be used for the compilation of results and further processing for deciding the allocation.**

In the events of the percentiles for the multi-shifts being dissimilar / unequal, the lowest will be the eligibility cut off for that category for all candidate (i.e. all shifts).

For Example: In the Examination held in two shifts, if the 40% marks correspond to a Percentile score of 78 in Shift 1 and 79 in Shift 2, then all those equal to or above 78 percentiles (Percentile score of 100 to 78) in both shifts will become eligible in the General Category. A similar method will be adopted for the other categories to determine eligibility cut-offs. In the event that the Examination is held in more than one shift, the same principle shall apply.

**Procedure to be adopted for compilation of NTA scores for multi-session Papers**

(Normalization procedure based on Percentile and Equi percentile method)

**Need for Normalization**

For several subjects, the CUET (PG) 2026 may be conducted in different shifts. Since the question papers for any subject in different shifts are different and it is quite possible that despite all the best possible efforts of maintaining equivalence among various question papers, the difficulty level of these question papers administered in different sessions may not be the same or similar. There is a need for normalizing the marks across shifts.

A Committee headed by a Senior Professor from the Indian Statistical Institution Delhi and comprising of Senior Professors from the Indian Institute of Technology Delhi and the University of Delhi had detailed deliberations to arrive at the methodology.

As per Information Bulletin of CUET (PG) the raw score of each candidate in each subject will be normalized using the Equi-percentile method. This is done separately for each subject for which the examination is held in multiple shifts.

For each subject for which the examination is held in multiple shifts, the raw score for each candidate appearing for the subject will be converted into NTA Score (Percentile Score & Normalized Score) in the following three steps.

**Step 1: Convert Raw Scores into Percentile Scores.**

The percentiles are calculated separately for each shift.

Record the number of candidates who have appeared in a shift. Denote this number by  $N$ .

Sort all the candidates in one shift in decreasing order of their marks.

Note the *raw marks* for each candidate. Suppose this is denoted by  $T$ . Count the number of candidates in that shift whose raw scores are less than *or equal to*  $T$ . Denote this number by  $m$ .

The percentile score for this candidate is then calculated as:

$$P = \frac{m}{N} \times 100$$

**Illustration:**

Suppose that the examination in a certain subject is held in two different shifts, S1 and S2, say. Consider six candidates A, B, C, D, E, and F out of which A, B, and C are from shift S1 and the other three are from shift S2.

Let the raw marks of the six candidates be  $x_A, x_B, x_C$  (shift S1 marks) and  $y_D, y_E, y_F$  (shift S2 marks).

For candidates A, B, and C, the percentiles are calculated using the total marks obtained by candidates appearing in shift S1 (in the same subject) as explained above.

Similarly, for candidates *D*, *E*, and *F*, the percentiles are calculated using the total marks obtained by candidates appearing in shift *S2* (in the same subject) as explained above. Let the respective percentiles be denoted by *PA*, *PB*, *PC*, *PD*, *PE*, and *PF*.

The above data is summarized in the following table. The terms in red colour indicate that these are the output of this step.

Shift S1			Shift S2		
Candidate	Raw score	Percentile	Candidate	Raw score	Percentile
A	$X_A$	<i>PA</i>	D	$Y_D$	<i>PD</i>
B	$X_B$	<i>PB</i>	E	$Y_E$	<i>PE</i>
C	$X_C$	<i>PC</i>	F	$Y_F$	<i>PF</i>

Since the calculation for percentiles in any shift depends only on the data from that shift alone, there is a separate table for each shift.

**Step 2:** Pull the percentiles to the marks scale for each session to get a Normalized Score.

The data across all sessions tabulated at the end of *step 1* is collated into a single table.

The columns for the shift-wise raw score should be kept separate.

All the records are then sorted in decreasing order of the percentiles.

**Illustration (Continued):**

In the illustrative example given above, suppose that the percentiles of the six candidates satisfy.

$$PE > PA > PC = PF > PB > PD$$

Then the collated table would look as given below:

Candidate	Percentile	Raw score S1	Raw Score S2
E	PE	–	$Y_D$
A	PA	$X_A$	–
C&F	PC=PF	$X_B$	$Y_E$
B	PB	$X_C$	–
D	PD	–	$Y_F$

Candidate *C* from shift *S1* and candidate *F* from shift *S2* have the same percentile. The relevant entries under “Raw Score S1” and “Raw Score S2” are the actual raw scores  $x_C$  and  $y_F$  respectively. This has the obvious interpretation that marks  $x_C$  of shift *S1* are equivalent to marks  $y_F$  of shift *S2*.

Candidates *A* and *B*, appearing in shift *S1*, have a blank entry in column “Raw Score S2”, as there is no corresponding candidate having exactly the same percentile from shift *S2*. Similarly, Candidates *D* and *E*, appearing in shift *S2*, have a blank entry in column “Raw Score S1”, as there is no corresponding candidate having exactly the same percentile from shift *S1*.

- In the remaining part of this *Step 2*, the blank entries in the two “Raw Score” columns are filled up using linear interpolation.

- Consider a record (row) whose entry in the column “Raw Score S1” is blank. The blank will be replaced by the interpolated score X which is calculated as:

$$X = x_1 + \frac{x_2 - x_1}{p_2 - p_1} (P - p_1)$$

**Where:**

$P$  is the corresponding entry in the “Percentile” column

$x_1$  is the first *non-blank* entry BELOW  $X$ . i.e.,  $x_1 < X$  and there is no other non-blank entry in the column between  $x_1$  and  $X$ .

$x_2$  is the first *non-blank* entry ABOVE  $X$ . i.e.,  $x_2 > X$  and there is no other non-blank entry in the column between  $x_2$  and  $X$ .

$p_1$  is the entry in the “Percentile” column corresponding to  $x_1$  from the column “Raw Score S1”.

$p_2$  is the entry in the “Percentile” column corresponding to  $x_2$  from the column “Raw Score S1”.

Note that there may be several blank entries between  $x_1$  and  $x_2$ .

All the blank entries in column “Raw Score S1” can now be replaced by the interpolated values.

The blank entries in column “Raw Score S2” are also replaced using a similar procedure.

**Illustration (Continued):**

The table in the illustrative example would look like the following, where the entries in red indicate the additional output at the end of this step

Candidate	Percentile	Raw Score S1	Raw Score S2
E	$PE$	$XE$	$YE$
A	$PA$	$X_A$	$YA$
C&F	$PC=PF$	$X_C$	$YF$
B	$PB$	$X_B$	$YB$
D	$PD$	$XD$	$YD$

**Step3: Calculation of the Normalized Score**

Now for each subject, there is a score assigned to each percentile value for each session. The **Normalized score, Z**, corresponding to a percentile value  $P$ , is calculated as:

$$Z = \text{Average of } (u_A, u_B, u_C, \dots, u_t) = \frac{u_A + u_B + u_C + \dots + u_t}{t}$$

Where  $u_A, u_B, \dots, u_t$  denote the raw scores corresponding to the percentile  $P$  in each of the different sessions

**Illustration (Continued):**

The **final** table in the *illustrative example* would be as follows:

Candidate	Percentile	Raw ScoreS1	Raw ScoreS2	Normalized Score
E	$PE$	$XE$	$yE$	$(XE + yE)/2$
A	$PA$	$X_A$	$YA$	$(x_A + YA)/2$
C&F	$PC=PF$	$X_C$	$yF$	$(x_C + yF)/2$
B	$PB$	$X_B$	$YB$	$(x_B + YB)/2$
D	$PD$	$XD$	$yD$	$(XD + yD)/2$

**Step-by-Step Procedure for Converting from Raw Score to Normalized Score: -**

**Example:** Suppose a test was held in 4 phases of examinees as per details given below:

(Allocation of Days and shifts were done randomly)

Session	Day	Shift	No of Candidates			Raw Score	
			Absent	Appeared	Total	Highest	Lowest
Session-1	Day-1	Shift-1	3974	28012	31986	200	-40
Session-2	Day-1	Shift-2	6189	32541	38730	194	-36
Session-3	Day-2	Shift-1	6036	41326	47362	188	-36
Session-4	Day-2	Shift-2	9074	40603	49677	200	-40
Total (Session-1 to Session-4)			25273	142482	167755	200	-40

**Highest Raw Score and Percentile Score: -**

Session	Total Candidates Appeared	Highest Raw Score	Candidates who scored Equal or Less Than Highest Raw Score	Percentile Score	Remarks
Session-1	28012	200	28012	$100.0000000$ [(28012/28012) *100]	i.e., All the highest raw scores would be normalized to 100 Percentile Score for their respective session.
Session-2	32541	194	32541	$100.0000000$ [(32541/32541) *100]	
Session-3	41326	188	41326	$100.0000000$ [(41326/41326) *100]	
Session-4	40603	200	40603	$100.0000000$ [(40603/40603) *100]	

**Lowest Score and Percentile Score: -**

Session	Total Candidates Appeared	Lowest Raw Score	Candidates Who Scored Equal or Less Than Highest Raw Score	Percentile Score	Remarks
Session-1	28012	-40	1	$0.0035699$ [(1/28012) *100]	i.e., the Percentile Score of all the lowest raw scores are different i.e., Percentile Score depends on the total number of candidates who have taken the examination for their respective session.
Session-2	32541	-36	1	$0.0030730$ [(1/32541) *100]	
Session-3	41326	-36	1	$0.0024198$ [(1/41326) *100]	
Session-4	40603	-40	1	$0.0024629$ [(1/40603) *100]	

**Step1: Convert Raw Score into Percentile Score**

The percentile score for this candidate is then calculated as:

*No. of Candidates appeared from the session*  
**Percentile Score = 100 x  $\frac{\text{with raw score EQUAL TO OR LESS than T Score}}{\text{Total No. of Candidates who appeared in the session}}$**

Candidate	Raw Score S1	PercentileScore
A20020720	200	100
A20411664	192	99.969144
A20018569	190	99.831255
A20339879	184	99.732901
A20074407	180	99.432054
A20751862	88	88.654575
A20922992	48	74.137715
A21004667	40	69.290405
A21141123	22	52.135343
A25465232	8	30.675846
A26545946	6	27.584445
A25656543	2	24.886459
A26625216	1	22.351432
A26174451	0	19.997686
A25463225	-1	15.23523
A26598636	-6	11.104361
A26596462	-40	0.053034

Candidate	Raw Score S2	PercentileScore
B20123935	194	100
B20012622	192	99.9990405
B20656224	100	96.9671093
B20410215	42	69.2904047
B20236444	26	67.7672549
B20128586	14	46.3751151
B20001667	4	27.0887703
B20042147	2	23.9100399
B20051256	0	12.225608
B20481968	-2	11.6211621
B20091701	-12	10.4982563
B20549576	-14	10.3947421
B20098269	-30	10.2430506
B20071356	-36	0.053034

Candidate	Raw Score S3	PercentileScore
C20150694	188	100
C20087997	186	99.969144
C20121991	184	99.831255
C20058572	180	99.732901
C20060310	172	99.432054
C20008597	56	78.338974
C20430859	36	69.00182
C20518247	20	52.135343
C20045510	14	38.091932
C20860609	9	30.675846
C20861476	5	27.584445
C20512680	3	24.886459
C20069270	2	22.351432
C20355550	0	12.188701
C20549576	-3	11.23523
C26598636	-22	0.0539983
C26596462	-36	0.053034

Candidate	Raw Score S4	PercentileScore
D20479616	200	100
D20040337	194	99.9990405
D20467385	98	88.6545749
D20398094	44	68.9660903
D20428934	40	49.5097099
D20032939	32	46.3751151
D20690279	30	27.0887703
D20840699	28	23.9100399
D20084751	26	20.8800276
D21237483	24	12.1887008
D21077463	1	11.5349248
D20348188	-2	11.0243302
D25463225	-40	0.053034

**Step 2: Pull Back the percentiles to the scale of the marks for each session to get Normalized marks.**

Candidate	Percentile Score	Raw Score S1	Raw Score S2	Raw Score S3	Raw Score S4
A20020720=B20123935=C20150694=D20479616	100	200	194	188	200
B20012622=D20040337	99.99904053	-	192	-	194
A20411664=C20087997	99.9691438	192	-	186	-
A20018569=C20121991	99.8312554	190	-	184	-
A20339879=C20058572	99.7329013	184	-	180	-
A20074407=C20060310	99.4320538	180	-	172	-
B20656224	96.9671093	-	100	-	-
A20751862=D20467385	88.6545749	88	-	-	98
C20008597	78.3389742	-	-	56	-
A20922992	74.1377149	48	-	-	-
A21004667=B20410215	69.2904047	40	42	-	-
C20430859	69.0018201	-	-	36	-
D20398094	68.9660903	-	-	-	44
B20236444	67.7672549	-	26	-	-
A21141123=C20518247	52.1353428	22	-	20	-
D20428934	49.50970986	-	-	-	40
B20128586=D20032939	46.37511514	-	14	-	32
C20045510	38.0919321	-	-	14	-
A25465232=C20860609	30.6758464	8	-	9	-
A26545946=C20861476	27.5844446	6	-	5	-
B20001667=D20690279	27.08877034	-	4	-	30
A25656543=C20512680	24.886459	2	-	3	-
B20042147=D20840699	23.91003991	-	2	-	28
A26625216=C20069270	22.3514324	1	-	2	-
D20084751	20.88002763	-	-	-	26
A26174451	19.9976858	0	-	-	-
A25463225	15.23523	-1	-	-	-
B20051256	12.225608	-	0	-	-
C20355550=D21237483	12.1887008	-	-	0	24
B20481968	11.62116211	-	-2	-	-
D21077463	11.53492478	-	-	-	1
C20549576	11.23523	-	-	-3	-
A26598636	11.1043613	-6	-	-	-
D20348188	11.0243302	-	-	-	-2
B20091701	10.49825625	-	-12	-	-
B20549576	10.39474209	-	-14	-	-
B20098269	10.2430506	-	-30	-	-
C26598636	0.0539983	-	-	-22	-

A26596462=B20071356=C26596462 =D25463225	0.053034	40	-36	-36	-40
---	----------	----	-----	-----	-----

In the remaining part of Step 2, the blank entries in the Raw Score Columns are filled up.

Candidate	Percentile Score	Raw Score S1	Raw Score S2	Raw Score S3	Raw Score S4
A20020720=B20123935=C20150694= D20479616	100	200	194	188	200
B20012622=D20040337	99.9990405	199.7512409	192	187.93781	194
A20411664=C20087997	99.9691438	192	171.96504	186	171.96504
A20018569=C20121991	99.8312554	190	167.63275	184	167.63275
A20339879=C20058572	99.7329013	184	164.54257	180	164.54257
A20074407=C20060310	99.4320538	180	155.09028	172	155.09028
B20656224	96.9671093	158.958447	100	158.4442	101.91063
A20751862=D20467385	88.6545749	88	82.580043	112.72997	98
C20008597	78.3389742	56.7810489	60.96241	56	69.707196
A20922992	74.1377149	48	52.158146	47.207694	58.184318
A21004667=B20410215	69.2904047	40	42	36.629757	44.889504
C20430859	69.0018201	39.6972017	38.968549	36	44.097997
D20398094	68.9660903	39.6597121	38.593224	35.966106	44
B20236444	67.7672549	38.4018305	26	34.828858	43.753534
A21141123=C20518247	52.1353428	22	17.231221	20	40.539799
D20428934	49.5097099	20.1081761	15.758363	18.878207	40
B20128586=D20032939	46.3751151	17.8496346	14	17.538962	32
C20045510	38.0919321	11.8814266	9.7051566	14	31.141031
A25465232=C20860609	30.6758464	8	5.8599046	9	30.371981
A26545946=C20861476	27.5844446	6	4.2570079	5	30.051402
B20001667=D20690279	27.0887703	5.2651195	4	4.6325597	30
A25656543=C20512680	24.886459	2	2.6143453	3	28.614345
B20042147=D20840699	23.9100399	1.6148289	2	2.6148289	28
A26625216=C20069270	22.3514324	1	1.7332164	2	26.97122
D20084751	20.8800276	0.374867	1.4813591	1.7104312	26
A26174451	19.9976858	0	1.3303305	1.5367886	25.79696
A25463225	15.23523	-1	0.5151508	0.5995493	24.70105
B20051256	12.225608	-4.6428439	0	0.0072632	24.008493
C20355550=D21237483	12.1887008	-4.6875164	-0.122119	0	24
B20481968	11.6211621	-5.3744647	-2	-1.785703	4.0338503
D21077463	11.5349248	-5.4788463	-2.767984	-2.057041	1
C20549576	11.23523	-5.8415966	-5.436905	-3	-0.760858
A26598636	11.1043613	-6	-6.602352	-3.222382	-1.529777
D20348188	11.0243302	-6.24622	-7.315066	-3.358377	-2
B20091701	10.4982563	-7.8647146	-12	-4.252322	-3.822101
B20549576	10.3947421	-8.1831815	-14	-4.428221	-4.180631
B20098269	10.2430506	-8.6498685	-30	-4.685987	-4.706027

Candidate	Percentile Score	Raw Score S1	RawScore S2	Raw Score S3	Raw Score S4
C26598636	0.0539983	-39.9970333	-35.99943	-22	-39.99666
A26596462=B20071356=C26596462=D25463225	0.053034	-40	-36	-36	-40

Step 3: Calculation of Normalized Score: Now for each subjects, there is a score assigned to each percentile value for each session. The Normalized score, Z, corresponding to a percentile value P, is calculated as  $Z = \text{Average of } (uA, uC, \dots, ut) = \frac{uA + uB + uC + \dots + ut}{t}$

Where  $uA, uC, \dots, ut$  denote the raw scores corresponding to the percentile P in each of the different sessions

Candidate	PercentileScore	Raw ScoreS1	Raw Score S2	Raw Score S3	Raw Score S4	NormalizedMarks
A20020720=B20123935=C20150694=D20479616	100	200	194	188	200	195.5
B20012622=D20040337	99.999041	199.7512409	192	187.9378	194	193.4223
A20411664=C20087997	99.969144	192	171.965	186	171.965	180.4825
A20018569=C20121991	99.831255	190	167.6327	184	167.6327	177.3164
A20339879=C20058572	99.732901	184	164.5426	180	164.5426	173.2713
A20074407=C20060310	99.432054	180	155.0903	172	155.0903	165.5451
B20656224	96.967109	158.958447	100	158.4442	101.9106	129.8283
A20751862=D20467385	88.654575	88	82.58004	112.73	98	95.3275
C20008597	78.338974	56.7810489	60.96241	56	69.7072	60.86266
A20922992	74.137715	48	52.15815	47.20769	58.18432	51.38754
A21004667=B20410215	69.290405	40	42	36.62976	44.8895	40.87982
C20430859	69.00182	39.6972017	38.96855	36	44.098	39.69094
D20398094	68.96609	39.6597121	38.59322	35.96611	44	39.55476
B20236444	67.767255	38.4018305	26	34.82886	43.75353	35.74606
A21141123=C20518247	52.135343	22	17.23122	20	40.5398	24.94276
D20428934	49.50971	20.1081761	15.75836	18.87821	40	23.68619
B20128586=D20032939	46.375115	17.8496346	14	17.53896	32	20.34715
C20045510	38.091932	11.8814266	9.705157	14	31.14103	16.6819
A25465232=C20860609	30.675846	8	5.859905	9	30.37198	13.30797
A26545946=C20861476	27.584445	6	4.257008	5	30.0514	11.3271
B20001667=D20690279	27.08877	5.2651195	4	4.63256	30	10.97442
A25656543=C20512680	24.886459	2	2.614345	3	28.61435	9.057173
B20042147=D20840699	23.91004	1.6148289	2	2.614829	28	8.557414
A26625216=C20069270	22.351432	1	1.733216	2	26.97122	7.926109
D20084751	20.880028	0.374867	1.481359	1.710431	26	7.391664
A26174451	19.997686	0	1.330331	1.536789	25.79696	7.16602
A25463225	15.23523	-1	0.515151	0.599549	24.70105	6.203938
B20051256	12.225608	-4.6428439	0	0.007263	24.00849	4.843228
C20355550=D21237483	12.188701	-4.6875164	-0.12212	0	24	4.797591
B20481968	11.621162	-5.3744647	-2	-1.7857	4.03385	-1.28158
D21077463	11.534925	-5.4788463	-2.76798	-2.05704	1	-2.32597
C20549576	11.23523	-5.8415966	-5.43691	-3	-0.76086	-3.75984
A26598636	11.104361	-6	-6.60235	-3.22238	-1.52978	-4.33863
D20348188	11.02433	-6.24622	-7.31507	-3.35838	-2	-4.72992
B20091701	10.498256	-7.8647146	-12	-4.25232	-3.8221	-6.98478
B20549576	10.394742	-8.1831815	-14	-4.42822	-4.18063	-7.69801

Candidate	PercentileScore	Raw Score S1	Raw Score S2	Raw Score S3	Raw Score S4	NormalizedMarks
B20098269	10.243051	-8.6498685	-30	-4.68599	-4.70603	-12.0105
C26598636	0.0539983	-39.9970333	-35.9994	-22	-39.9967	-34.4983
A26596462=B20071356=C26596462=D25463225	0.053034	-40	-36	-36	-40	-38



The above method is based on the work: “Normalization of marks in multi-session examinations”, Abhay G. Bhatt et al, CURRENT SCIENCE, Vol. 118, No. 1, 10 January 2020

**Note:** *The NTA is planning to conduct the CUET (PG) 2026 examination in a single shift for each language/subject/General Test, so that the need for Normalization will not exist. However, under unavoidable circumstances, if any subject is conducted in multi-shifts, then normalization will be done. The performance of every candidate will be evaluated using the equi-percentile method wherein normalized marks of each candidate will be calculated using the percentiles of each group of students in a given shift across multiple days for the same subject.*

## Gazette Notification for PwBD Candidate

Sec. 1]

THE GAZETTE OF INDIA EXTRAORDINARY

33

## THE SCHEDULE

[See clause (x) of section 2]

## SPECIFIED DISABILITY

## 1. Physical disability.—

A. Locomotor disability (a person's inability to execute distinctive activities associated with movement of self and objects resulting from affliction of musculoskeletal or nervous system or both), including—

(a) "leprosy cured person" means a person who has been cured of leprosy but is suffering from—

(i) loss of sensation in hands or feet as well as loss of sensation and paresis in the eye and eye-lid but with no manifest deformity;

(ii) manifest deformity and paresis but having sufficient mobility in their hands and feet to enable them to engage in normal economic activity;

(iii) extreme physical deformity as well as advanced age which prevents him/her from undertaking any gainful occupation, and the expression "leprosy cured" shall construed accordingly;

(b) "cerebral palsy" means a Group of non-progressive neurological condition affecting body movements and muscle coordination, caused by damage to one or more specific areas of the brain, usually occurring before, during or shortly after birth;

(c) "dwarfism" means a medical or genetic condition resulting in an adult height of 4 feet 10 inches (147 centimeters) or less;

(d) "muscular dystrophy" means a group of hereditary genetic muscle disease that weakens the muscles that move the human body and persons with multiple dystrophy have incorrect and missing information in their genes, which prevents them from making the proteins they need for healthy muscles. It is characterised by progressive skeletal muscle weakness, defects in muscle proteins, and the death of muscle cells and tissue;

(e) "acid attack victims" means a person disfigured due to violent assaults by throwing of acid or similar corrosive substance.

## B. Visual impairment—

(a) "blindness" means a condition where a person has any of the following conditions, after best correction—

(i) total absence of sight; or

(ii) visual acuity less than 3/60 or less than 10/200 (Snellen) in the better eye with best possible correction; or

(iii) limitation of the field of vision subtending an angle of less than 10 degree.

(b) "low-vision" means a condition where a person has any of the following conditions, namely:—

(i) visual acuity not exceeding 6/18 or less than 20/60 upto 3/60 or upto 10/200 (Snellen) in the better eye with best possible corrections; or

(ii) limitation of the field of vision subtending an angle of less than 40 degree up to 10 degree.

C. Hearing impairment—

(a) "deaf" means persons having 70 DB hearing loss in speech frequencies in both ears;

(b) "hard of hearing" means person having 60 DB to 70 DB hearing loss in speech frequencies in both ears;

D. "speech and language disability" means a permanent disability arising out of conditions such as laryngectomy or aphasia affecting one or more components of speech and language due to organic or neurological causes.

2. Intellectual disability, a condition characterised by significant limitation both in intellectual functioning (reasoning, learning, problem solving) and in adaptive behaviour which covers a range of every day, social and practical skills, including—

(a) "specific learning disabilities" means a heterogeneous group of conditions wherein there is a deficit in processing language, spoken or written, that may manifest itself as a difficulty to comprehend, speak, read, write, spell, or to do mathematical calculations and includes such conditions as perceptual disabilities, dyslexia, dysgraphia, dyscalculia, dyspraxia and developmental aphasia;

(b) "autism spectrum disorder" means a neuro-developmental condition typically appearing in the first three years of life that significantly affects a person's ability to communicate, understand relationships and relate to others, and is frequently associated with unusual or stereotypical rituals or behaviours.

3. Mental behaviour,—

"mental illness" means a substantial disorder of thinking, mood, perception, orientation or memory that grossly impairs judgment, behaviour, capacity to recognise reality or ability to meet the ordinary demands of life, but does not include retardation which is a condition of arrested or incomplete development of mind of a person, specially characterised by subnormality of intelligence.

4. Disability caused due to—

(a) chronic neurological conditions, such as—

(i) "multiple sclerosis" means an inflammatory, nervous system disease in which the myelin sheaths around the axons of nerve cells of the brain and spinal cord are damaged, leading to demyelination and affecting the ability of nerve cells in the brain and spinal cord to communicate with each other;

(ii) "parkinson's disease" means a progressive disease of the nervous system marked by tremor, muscular rigidity, and slow, imprecise movement, chiefly affecting middle-aged and elderly people associated with degeneration of the basal ganglia of the brain and a deficiency of the neurotransmitter dopamine.

(b) Blood disorder—

(i) "haemophilia" means an inheritable disease, usually affecting only male but transmitted by women to their male children, characterised by loss or impairment of the normal clotting ability of blood so that a minor wound may result in fatal bleeding;

(ii) "thalassemia" means a group of inherited disorders characterised by reduced or absent amounts of haemoglobin.

(iii) "sickle cell disease" means a hemolytic disorder characterised by chronic anemia, painful events, and various complications due to associated

tissue and organ damage; "hemolytic" refers to the destruction of the cell membrane of red blood cells resulting in the release of hemoglobin.


5. Multiple Disabilities (more than one of the above specified disabilities) including deaf blindness which means a condition in which a person may have combination of hearing and visual impairments causing severe communication, developmental, and educational problems.

6. Any other category as may be notified by the Central Government.

---


DR. G. NARAYANARAJU,  
*Secretary to the Govt. of India.*

## Replica of Online Application Form of CUET (PG) - 2026 Examination



Department of Higher Education  
Ministry of Education  
Government of India

Common University Entrance Test  
CUET PG - 2026



राष्ट्रीय परीक्षा एजेंसी  
National Testing Agency

Login To Access Your Account, Complete New Registration and Download Important Information & Instructions To Stay Updated.  
अपने खाते तक पहुंचने हेतु लॉगिन करें, नई पंजीकरण प्रक्रिया पूर्ण करें तथा महत्वपूर्ण जानकारी एवं निर्देश डाउनलोड कर अपडेट करें।

Steps to Apply Online

- Apply For Online Registration
- Fill Online Application Form
- Pay Examination Fee
- Download Confirmation Page

ऑनलाइन आवेदन करने के चरण

- ऑनलाइन पंजीकरण के लिए आवेदन करें
- ऑनलाइन आवेदन का भरें
- परीक्षा शुल्क का भुगतान करें
- पुष्टिकरण पृष्ठ डाउनलोड करें

Download Information Bulletin

Register yourself for the above-mentioned examination

Register your profile by giving personal details, contact details and address

उपरोक्त उल्लिखित परीक्षा के लिए स्वयं को पंजीकरण करें।

अपना प्रोफाइल भरने के लिए व्यक्तिगत विवरण, संपर्क विवरण और पता दें

New Registration >>

Already Registered Candidate

Enter Your Application Number and password to Login and continue with your application.

पहले से ही पंजीकृत उम्मीदवार

आवेदन जारी रखने के लिए अपने आवेदन नंबर और पासवर्ड से लॉगिन करें

Login >>

### Instructions and Procedure for online submission of Application Form :-

**Common University Entrance Test**  
CUET PG - 2026

Registration — Application Form — Fee Payment

**Instructions and Procedure for online submission of Application Form**

Download Information Bulletin

- Before filling the application form, download and read carefully the Information Bulletin. Also, read the instructions/ procedure given below and visit the course-wise list offered by the various participating Universities in the CUET-PG examination at <https://exams.nta.nic.in/cuet-pg/> under University Tab. आवेदन पत्र भरने से पहले, सूचना बुलेटिन डाउनलोड करें और पढ़ें। साथ ही, नीचे दिए गए निर्देश/प्रक्रिया को ध्यान से पढ़ें और <https://exams.nta.nic.in/cuet-pg/> पर यूनिवर्सिटी टैब के अंतर्गत सौंपहुदी-पैठी परीक्षा में भाग लेने वाले विभिन्न विश्वविद्यालयों द्वारा प्रस्तुत पाठ्यक्रम की सूची देखें।
- You can apply for CUET (PG) 2026 'ON-LINE' only through the official website of CUET (PG) 2026 (<https://exams.nta.nic.in/cuet-pg/>). अर्थात् सौंपहुदी (पैठी) - 2026 के लिए 'ऑन-लाइन' आवेदन केवल सौंपहुदी (पैठी) - 2026 की आधिकारिक वेबसाइट: <https://exams.nta.nic.in/cuet-pg/> के माध्यम से ही कर सकते हैं।
- Fee Payable for CUET (PG) 2026** (Pay fee using the Payment Gateway(s) integrated to the Online Application through Net Banking Debit Card / Credit Card / UPI)

Category	Application Fee (for up to two Test Papers)	Fees for additional Test Papers (Per Test Paper)
General	₹ 1400	₹ 700
Gen-EWS/ OBC-NCL	₹ 1200	₹ 600
Scheduled Caste (SC) / Scheduled Tribes (ST)/ Third Gender	₹ 1100	₹ 600
Person with Disability PwD/ PwBD	₹ 1000	₹ 600
Outside Bharat	₹ 7000	₹ 3500

Service Charges & GST (as applicable) will be charged extra by the Bank.  
सेवा शुल्क और जीएसटी (सांगू होने पर) बैंक द्वारा अतिरिक्त शुल्क तिथ्य जाएगा।

- Application Procedure: 3 simple Steps to be followed to apply online**  
आवेदन प्रक्रिया: ऑनलाइन आवेदन करने के लिए 3 सरल चरणों का पालन किया जाना चाहिए।

Candidates must read carefully the Instructions (including how to fill up Application Form online) given in the Information Bulletin available on the NTA Website. Candidates not complying with the Instructions shall be summarily disqualified. अर्थात् निर्देशों को एन्टीए केब्रसाइट पर उपलब्ध सूचना विवरणिका में दिए गए निर्देशों (ऑनलाइन आवेदन पत्र को भरने सहित) को ध्यान से पढ़ना चाहिए। निर्देशों का पालन नहीं करने वाले अर्थात् निर्देशों को अव्यक्तित्व के लिए अयोग्य कर दिया जाएगा।

**Step 1: Register for Online Application Form** and note down system generated **Application Number**. The candidate should supply the required details while filling the Online Application Form and is also required to create **PASSWORD** and choose Security Question and enter his/her Answer. After successful submission of the personal details, Application number will be generated and it will be used to complete the remaining Steps of the Application Form and will also be required for all future reference/ correspondence. For subsequent logins, candidate will be able to login directly with the respective system generated **Application Number** and created **Password**.

**चरण 1: ऑनलाइन आवेदन पत्र के लिए पंजीकरण करें और प्राप्त आवेदन संख्या नोट करें।** अर्थात् ऑनलाइन आवेदन पत्र भरते समय आवश्यक विवरणों को प्रविष्टि करें जो कुविका बनाने, उससे संबंधित सुरक्षा प्रश्न चुनने और उसका उत्तर दर्ज करने के लिए आवश्यक है। व्यक्तिगत विवरणों को सफलतापूर्वक प्रस्तुत करने के बाद, आवेदन संख्या प्राप्त होगी जिसका उपयोग आवेदन पत्र के शेष चरणों को पूरा करने के लिए किया जाएगा और जो भविष्य के सभी संदर्भ/संवाद के लिए भी आवश्यक होगा। लॉग इन करने के लिए अर्थात् संबंधित सिस्टम जनित आवेदन संख्या एवं स्वयं बनावी हुई कुविका से लॉग इन कर सकते हैं।

**Step 2: Complete the Application Form** Candidate can login with the system generated Application Number and created Password for completing the Application Form.

**चरण 2: आवेदन पत्र पूरा करें:** अर्थात् सिस्टम जनित आवेदन संख्या एवं कुविका से लॉग इन करके आवेदन पत्र को पूरा कर सकते हैं।

**Upload Scanned Images (Clearly legible) of Candidate's Photograph, Signature and Documents (as applicable):**  
अर्थात् फोटो, हस्ताक्षर और प्रमाणपत्र (जिस सांगू हो) की स्कैन की गई छवियां (स्पष्ट रूप से सुपाठ्य) अपलोड करें:

- The recent passport size photograph should be in colour with 80% face (without mask) visible including ears against white background. Photograph in JPG/JPEG format (clearly legible) between 10 kb to 200 kb. हात में खोबी गई पासपोर्ट आकार की फोटो (रंगीन एवं सफेद पृष्ठभूमि के साथ/जिसमें कानों के साथ-साथ 80% चेहरा साफ दिखाना चाहिए (मास्क के बिना)। तस्वीर की फाइल JPG/JPEG प्रारूप (स्पष्ट रूप से सुपाठ्य) और 10 kb से 200 kb के बीच होना चाहिए।
- Signature file should be JPG/JPEG format (clearly legible) between 10 kb to 50 kb. हस्ताक्षर की फाइल का प्रारूप JPG/JPEG (स्पष्ट रूप से सुपाठ्य) और 10 kb से 50 kb के बीच होना चाहिए।
- Scanned copy of Disability/JUDID certificate should be a pdf between 50 kb to 300 kb (clearly legible) दिव्यगमन प्रमाण पत्र की स्कैन की गई प्रति का प्रारूप pdf और आकार 50 kb से 300 kb के बीच और स्पष्ट रूप से पढ़ने योग्य होना चाहिए।

[Note: Upload the correct photograph, signature as the facility for correction will not be given.  
[नोट: तस्वीर, हस्ताक्षर की छवि सही अपलोड करें क्योंकि सुधार की सुविधा नहीं दी जाएगी।]

**Step 3:** The candidate has to select Debit card/Credit card/UPI/Net banking option to pay the application fee and follow the online instruction to complete the payment of fee. After successful payment, candidate will be able to print the Confirmation Page. In case the Confirmation Page is not generated after payment of fee then the transaction is cancelled and the candidates have to approach the concerned bank for refund of amount. However the candidate has to make another payment/transaction, in case the Confirmation Page is not generated.

चरण 3: अभ्यर्थी को आवेदन शुल्क का भुगतान करने के लिए डेबिट कार्ड/क्रेडिट कार्ड/एपीआई/नेट बैंकिंग विकल्प का चयन करना होगा और शुल्क का भुगतान पूरा करने के लिए ऑनलाइन निर्देश का पालन करना होगा। सफल भुगतान के बाद, अभ्यर्थी पुष्टि-पृष्ठ प्रिंट कर सकते हैं। यदि शुल्क के भुगतान के बाद पुष्टि-पृष्ठ प्राप्त नहीं होता है तो लेनदेन रद्द कर दिया जाएगा और अभ्यर्थियों को राशि वापस के लिए संबंधित बैंक से संपर्क करना होगा। यदि पुष्टि-पृष्ठ प्राप्त नहीं होता है तो अभ्यर्थी को एक और भुगतान/लेनदेन करना होगा।

#### 5. Important Instruction about PASSWORD

##### कुजिका के बारे में महत्वपूर्ण निर्देश:

1. During online form filling, candidate will be required to choose PASSWORD and Security Question and its Answer. Candidate is advised to record/remember their password for all future logins.  
ऑनलाइन आवेदन फॉर्म भरने के दौरान अभ्यर्थी को कुजिका, सुरक्षा प्रश्न और उसके उत्तर का चयन करना होगा। अभ्यर्थी को भविष्य के सभी लॉग इन के लिए अपनी कुजिका को रिकॉर्ड/याद रखने की सलाह दी जाती है।
2. For subsequent logins, candidate will be able to login directly with their respective system generated Application Number and the chosen Password.  
बाद में लॉग इन के लिए अभ्यर्थी अपने संबंधित सिस्टम आवेदन संख्या और चुने गई कुजिका के साथ सीधे लॉग इन कर सकते हैं।
3. Candidate is advised not to disclose or share their password with anybody. Neither NTA nor NIC will be responsible for violation or misuse of the password of a candidate.  
अभ्यर्थी को सलाह दी जाती है कि वह किसी के साथ अपनी कुजिका साझा न करें। किसी अभ्यर्थी की कुजिका के उल्लंघन या दुरुपयोग के लिए न तो एनटीए और न ही एनआईसी जिम्मेदार होगा।
4. Candidate can change his/her passwords after login, if desired.  
यदि वांछित हो तो, अभ्यर्थी लॉग इन के बाद अपनी कुजिका बदल सकते हैं।
5. Candidate should remember to log out at the end of their session so that the particulars of the candidate cannot be tampered or modified by unauthorized persons.  
अभ्यर्थी को अपने सत्र के अंत में लॉग आउट करना चाहिए ताकि अनाधिकृत व्यक्तियों द्वारा अभ्यर्थी के विवरण से छेड़छाड़ या संबंधित नहीं किया जा सके

The Password must be as per the following Password policy.

कुजिका निम्नलिखित कुजिका-पॉलिसी के अनुसार होना चाहिए।

1. Password must be 8 to 13 character long.  
कुजिका 8 से 13 अक्षरों की होनी चाहिए।
2. Password must have at least one Upper case alphabet.  
कुजिका में कम से कम एक अपर केस एल्फाबेट होना चाहिए।
3. Password must have at least one Lower case alphabet.  
कुजिका में कम से कम एक लोअर केस एल्फाबेट होना चाहिए।
4. Password must have at least one numeric value.  
कुजिका में कम से कम एक संख्या मान होना चाहिए।
5. Password must have at least one special characters eg. !@#\$%^&\*.  
कुजिका में कम से कम एक विशेष वर्ण होना चाहिए जैसे: !@#\$%^&\*.

#### 6. How to reset your Password : The following options are available to reset Password

अपना कुजिका कैसे रीसेट करें: कुजिका रीसेट करने के लिए निम्नलिखित विकल्प उपलब्ध हैं।

1. Using Security Question & its Answer you have chosen during Form filling.  
फॉर्म भरने के दौरान अपने सुरक्षा प्रश्न एवं इसके चुने हुए उत्तर का उपयोग करके।
2. Using a verification code sent via text message (SMS) to your Registered Mobile No.  
अपने पंजीकृत मोबाइल नंबर/ ईमेल पर पाठ संदेश से भेजे सत्यापन कोड का उपयोग करके।
3. Using a reset link sent via Email to your Registered Email address.  
अपने पंजीकृत ईमेल पते पर ईमेल से भेजे गए रीसेट लिंक का उपयोग करके।

7. The Application Number printed on the computer generated Confirmation Page must be mentioned in all such correspondences. It is therefore essential to note down the application number printed on the Confirmation Page.

कंप्यूटर जनित पुष्टि-पृष्ठ पर मुद्रित आवेदन संख्या का उल्लेख सभी पत्राचार में किया जाएगा। इसलिए पुष्टि-पृष्ठ पर मुद्रित आवेदन संख्या को दर्ज/नोट करना आवश्यक है।

Please read the instructions carefully and give your consent for below mentioned declaration

I have downloaded the Information Bulletin of CUET (PG) 2026, read and understood all the Instructions therein as well as those mentioned above, and will fill up the online Application Form for the CUET (PG) 2026 accordingly.

मैंने सीपूईटी (पीजी) - 2026 के सूचना बुलेटिन को डाउनलोड कर लिया है, उसमें दिए गए सभी निर्देशों के साथ-साथ ऊपर वर्णित सभी निर्देशों को पढ़ और समझ लिया है, और तदनुसार सीपूईटी (पीजी) - 2026 के लिए ऑनलाइन आवेदन पत्र भर रहा / रही हूँ।

[Click here to Proceed](#)

**Common University Entrance Test**  
 CUET PG - 2026

---

**व्यक्तिगत विवरण/Personal Details**

कृपया मान्यता प्राप्त स्कूल परीक्षा बोर्ड द्वारा जारी कक्षा 10वीं उत्तीर्ण प्रमाणपत्र/मार्कशीट पर मुद्रित विवरण भरें। (Please fill details as printed on Class 10th Passing Certificate / Marksheet issued by recognized School Examination Board.)

अभ्यर्थी का नाम (Candidate's Name)

पिता / अभिभावक का नाम (Father's / Guardian's Name)

माता / अभिभावक का नाम (Mother's / Guardian's Name)

अभ्यर्थी की जन्म तिथि (Candidate's Date of Birth)

लिंग (Gender)

**व्यक्तिगत विवरण की पुष्टि करें (Confirm Personal Details)**

अभ्यर्थी के नाम की पुष्टि करें (Confirm Candidate Name)

पिता / अभिभावक के नाम की पुष्टि करें (Confirm Father / Guardian Name)

माता / अभिभावक के नाम की पुष्टि करें (Confirm Mother / Guardian Name)

जन्म तिथि की पुष्टि करें (Confirm Date of Birth)

लिंग की पुष्टि करें (Confirm Gender)

**वर्तमान पता (Present Address)**

पता (Premises No/ Name)

उप-स्थानीयता (Sub-Locality)(Optional)

स्थानीयता (Locality)

देश (Country)

राज्य (State)

ज़िला (District)

पिन कोड (PIN Code)

**इलेक्ट्रॉनिक संचार पता (Electronic Communication Address)**

Please enter correct Email Id and Mobile Number as OTP will be shared on these for verification.

ईमेल पता (Email Address)

Confirm Email Address

मोबाइल नंबर (Mobile Number)

Confirm Mobile Number

वैकल्पिक संपर्क सूत्र (Alternate Contact No.) (Optional)

**स्थायी पता (Permanent Address)**

Same As Present Address

पता (Premises No/ Name)

उप-स्थानीयता (Sub-Locality)(Optional)

स्थानीयता (Locality)

देश (Country)

राज्य (State)

ज़िला (District)

पिन कोड (PIN Code)

**Choose Password**

कुंजिका (Password)


कुंजिका की पुष्टि कीजिये (Confirm Password)

सुरक्षा प्रश्न (Security Question)

सुरक्षा जवाब (Security Answer)

**CAPTCHA**

Enter CAPTCHA as shown below (case sensitive)

CAPTCHA 

Review Page - Online Registration Form:-

स्थायी पता (Permanent Address)		(Optional):	
पता (Premises No/ Name):	56656	उप-स्थानीयता (Sub-Locality)(Optional):	VHFHK
स्थानीयता (Locality):	WD,MFNGQHSVDV	देश (Country):	India
राज्य (State):	ANDHRA PRADESH	जिला (District):	ANANTAPUR
पिन कोड (PIN Code):	121564		

**पोर्टल खाता विवरण (Portal Account Details)**

सुरक्षा प्रश्न (Security Question):	What is your favourite colour ?	सुरक्षा जवाब (Security Answer):	(Not shown due to security reasons)	कुञ्जिका (Password):	(Not shown due to security reasons)
-------------------------------------	---------------------------------	---------------------------------	-------------------------------------	----------------------	-------------------------------------

**सत्यापित की जाने वाली विवरण चेकलिस्ट (Particulars checklist to be verified)**

कृपया नीचे सूचीबद्ध सभी विवरणों को सावधानीपूर्वक सत्यापित करें और सुनिश्चित करें कि आपने मान्यता प्राप्त स्कूल परीक्षा बोर्ड द्वारा जारी कक्षा 10वीं उत्तीर्ण प्रमाणपत्र / मार्कशीट के अनुसार विवरण के साथ सही जानकारी भरी है। पंजीकरण फॉर्म को सावधानीपूर्वक सत्यापित करें और सुनिश्चित करें कि आपने मान्यता प्राप्त स्कूल परीक्षा बोर्ड द्वारा जारी कक्षा 10वीं उत्तीर्ण प्रमाणपत्र / मार्कशीट के अनुसार विवरण के साथ सही जानकारी भरी है। पंजीकरण फॉर्म को सावधानीपूर्वक सत्यापित करें और सुनिश्चित करें कि आपने मान्यता प्राप्त स्कूल परीक्षा बोर्ड द्वारा जारी कक्षा 10वीं उत्तीर्ण प्रमाणपत्र / मार्कशीट के अनुसार विवरण के साथ सही जानकारी भरी है।

**Review Page !!**

Please review the following informations carefully.  
If you would like to change any information entered, you may do so by pressing 'EDIT REGISTRATION FORM' button or press 'Submit and Send OTP' button.  
कृपया निम्नलिखित जानकारी की सावधानीपूर्वक समीक्षा करें। यदि आप दर्ज की गई किसी भी जानकारी को बदलना चाहते हैं, तो आप 'पंजीकरण फॉर्म संपादित करें' बटन दबाकर कर सकते हैं या 'सबमिट करें और ओटीपी भेजे बटन दबाएं।

**Close**

मेरा नाम (My Name)     पिता / अभिभावक का नाम (Parent/Guardian Name)  
 लिंग (Gender)     पता (Address)

**Declaration**

I hereby declare that I have filled up the above mentioned particulars after carefully reading the Information Bulletin and fully understanding the provisions/ procedures mentioned therein. I further declare that all the particulars given by me in this application, in case it is found that false information has been furnished by me in this application. I shall abide by these terms and conditions as well as those laid down in the Information Bulletin, Public Notices, and Advisories issued by NTA regarding CUET (PG) - 2026 from time to time.

मैं घोषणा करता/करती हूँ कि मैंने सूचना विवरणों को ध्यान से पढ़ने और उसमें उल्लिखित प्रावधानों/प्रक्रियाओं को पूरी तरह से समझने के बाद, ऑनलाइन पंजीकरण पत्र भरा है। मैं यह भी घोषणा करता/करती हूँ कि इस आवेदन पत्र में मेरे द्वारा दिए गए सभी विवरण सही हैं। यदि भविष्य में किसी भी समय यह पाया जाता है कि इस आवेदन पत्र में मेरे द्वारा दी गई कोई भी जानकारी सही नहीं है तो मेरा परिणाम रोकना जा सकता है/परिणाम घोषित नहीं किया जा सकता है या मेरी उम्मीदवारी रद्द की जा सकती है। मैं समय-समय पर सीयूईटी (पीजी) - 2026 परीक्षा से सम्बंधित राष्ट्रीय परीक्षा एजेंसी द्वारा जारी सूचना विवरणिका, सार्वजनिक सूचना और सलाह में उल्लिखित नियमों और शर्तों का भली-भांति पालन करूंगा/करूंगी।

I Agree

EDIT Registration Form
Submit and send OTP to verify Mobile Number

स्थायी पता (Permanent Address)		(Optional):	
पता (Premises No/ Name):	56656	उप-स्थानीयता (Sub-Locality)(Optional):	VHFHK
स्थानीयता (Locality):	WD,MFNGQHSVDV	देश (Country):	India
राज्य (State):	ANDHRA PRADESH	जिला (District):	ANANTAPUR
पिन कोड (PIN Code):	121564		

**पोर्टल खाता विवरण (Portal Account Details)**

सुरक्षा प्रश्न (Security Question):	What is your favourite colour ?	सुरक्षा जवाब (Security Answer):	(Not shown due to security reasons)	कुञ्जिका (Password):	(Not shown due to security reasons)
-------------------------------------	---------------------------------	---------------------------------	-------------------------------------	----------------------	-------------------------------------

**सत्यापित की जाने वाली विवरण चेकलिस्ट (Particulars checklist to be verified)**

कृपया नीचे सूचीबद्ध सभी विवरणों को सावधानीपूर्वक सत्यापित करें और सुनिश्चित करें कि आपने मान्यता प्राप्त स्कूल परीक्षा बोर्ड द्वारा जारी कक्षा 10वीं उत्तीर्ण प्रमाणपत्र / मार्कशीट के अनुसार विवरण के साथ सही जानकारी भरी है। पंजीकरण फॉर्म जमा करने या परीक्षा के किसी भी प्रकार के बदलाव की अनुमति नहीं दी जाएगी। Kindly verify all the particulars listed below carefully and ensure you have filled correct information. Do not change the information after submission of the application form. The information given in the application form will be used for the purpose of the examination.

**Confirm !!**

Do you wish to submit Registration Form and Get OTP ?

Yes
No

मेरा नाम (My Name)     पिता / अभिभावक का नाम (Parent/Guardian Name)  
 लिंग (Gender)     पता (Address)

जन्म तिथि (Date of Birth)  
 ईमेल आईडी (Email ID)

**Declaration**

I hereby declare that I have filled up this Online Application Form after carefully reading the Information Bulletin and fully understanding the provisions/ procedures mentioned therein. I further declare that all the particulars given by me in this Form are true and correct to the best of my knowledge and belief. I agree that my result may be withheld or my candidature cancelled, in case it is found that false information has been furnished by me in this application. I shall abide by these terms and conditions as well as those laid down in the Information Bulletin, Public Notices, and Advisories issued by NTA regarding CUET (PG) - 2026 from time to time.

मैं घोषणा करता/करती हूँ कि मैंने सूचना विवरणों को ध्यान से पढ़ने और उसमें उल्लिखित प्रावधानों/प्रक्रियाओं को पूरी तरह से समझने के बाद, ऑनलाइन पंजीकरण पत्र भरा है। मैं यह भी घोषणा करता/करती हूँ कि इस आवेदन पत्र में मेरे द्वारा दिए गए सभी विवरण सही हैं। यदि भविष्य में किसी भी समय यह पाया जाता है कि इस आवेदन पत्र में मेरे द्वारा दी गई कोई भी जानकारी सही नहीं है तो मेरा परिणाम रोकना जा सकता है/परिणाम घोषित नहीं किया जा सकता है या मेरी उम्मीदवारी रद्द की जा सकती है। मैं समय-समय पर सीयूईटी (पीजी) - 2026 परीक्षा से सम्बंधित राष्ट्रीय परीक्षा एजेंसी द्वारा जारी सूचना विवरणिका, सार्वजनिक सूचना और सलाह में उल्लिखित नियमों और शर्तों का भली-भांति पालन करूंगा/करूंगी।

I Agree

EDIT Registration Form
Submit and send OTP to verify Mobile Number

स्थायी पता (Permanent Address)		(Optional):	
पता (Premises No/ Name):	56656	उप-स्थानीयता (Sub-Locality)(Optional):	VHFHK
स्थानीयता (Locality):	WD,MFNGQHSVDV	देश (Country):	India
राज्य (State):	ANDHRA PRADESH	जिला (District):	ANANTAPUR
पिन कोड (PIN Code):	121564		

**पोर्टल खाता विवरण (Portal Account Details)**

सुरक्षा प्रश्न (Security Question):	What is your favourite colour ?	सुरक्षा जवाब (Security Answer):	(Not shown due to security reasons)	कुञ्जिका (Password):	(Not shown due to security reasons)
-------------------------------------	---------------------------------	---------------------------------	-------------------------------------	----------------------	-------------------------------------

**System just sent an OTP via text message (SMS) to Given Mobile No.**

Enter One Time Password(OTP) ( Sent on given Mobile Number - 8700143145 )

Resend OTP


Note: If the OTP hasn't been delivered to your mobile yet, please wait a few minutes. If you still haven't received it, click on **Resend OTP** to have the One-Time Password (OTP) sent to your mobile number once again.

Submit-Registration Form

Current Status: -


Application Status: -

Application Steps:



**Department of Higher Education**  
Ministry of Education  
Government of India

**Common University Entrance Test**  
CUET PG - 2026



राष्ट्रीय परीक्षा एजेंसी  
**National Testing Agency**  
एनटीए

Home | Change Password | Logout
Name: VISHHAKHA | Application No : 26571000030

**Application Form Steps**


- 1. Contact Details
- 2. Personal Details
- 3. Disability Details
- 4. Identity Details
- 5. Register APAAR ID
- 6. Examination Cities and Select Test Papers
- 7. Qualification Details
- 8. Additional Details
- 9. Capture Live Photograph
- 10. Document Upload
- 11. Final Submit

**विकलांगता विवरण (Disability Details)**

DISCLAIMER: The eligibility in the examination under the category "Persons with Disability" is purely provisional to appear in the examination and does not guarantee a seat to the candidate under the respective category. The candidature for admission to various programmes under PwD category under various colleges will be governed as per relevant guidelines under the Right of Persons with Disabilities Act, 2016. \*\*Scribe shall be permitted/provided (as the case may be) only on production of requisite documents.


क्या आप PwD/PwBD उम्मीदवार हैं? (Are you PwD/PwBD Candidate?) --Select--

1. If Select "Yes I have Disability Certificate" :-



**Department of Higher Education**  
Ministry of Education  
Government of India

**Common University Entrance Test**  
CUET PG - 2026



राष्ट्रीय परीक्षा एजेंसी  
**National Testing Agency**  
एनटीए

Home | Change Password | Logout
Name: VISHHAKHA | Application No : 26571000030

**Application Form Steps**

- 1. Contact Details
- 2. Personal Details
- 3. Disability Details
- 4. Identity Details
- 5. Register APAAR ID
- 6. Examination Cities and Select Test Papers
- 7. Qualification Details
- 8. Additional Details
- 9. Capture Live Photograph
- 10. Document Upload
- 11. Final Submit

**विकलांगता विवरण (Disability Details)**

DISCLAIMER: The eligibility in the examination under the category "Persons with Disability" is purely provisional to appear in the examination and does not guarantee a seat to the candidate under the respective category. The candidature for admission to various programmes under PwD category under various colleges will be governed as per relevant guidelines under the Right of Persons with Disabilities Act, 2016. \*\*Scribe shall be permitted/provided (as the case may be) only on production of requisite documents.

क्या आप PwD/PwBD उम्मीदवार हैं? (Are you PwD/PwBD Candidate?) Yes

अपनी नाम (Candidate's Name)

अपनी जन्म तिथि (Candidate's Date of Birth)

लिंग (Gender) Female

क्या आपके पास मूली-अद्वितीय प्रमाणपत्र/विकलांगता प्रमाणपत्र है? (Do you have UDID Certificate / Disability Certificate?) Yes I have UDID Certificate


UDID प्रमाणपत्र संख्या दर्ज करें (Enter UDID Certificate No)

UDID प्रमाणपत्र संख्या की पुष्टि करें (Confirm UDID Certificate No)

**CAPTCHA**


Enter CAPTCHA as shown below (case sensitive)

CAPTCHA  Submit



**Department of Higher Education**  
Ministry of Education  
Government of India

**Common University Entrance Test**  
CUET PG - 2026



राष्ट्रीय परीक्षा एजेंसी  
**National Testing Agency**  
एनटीए

Home | Change Password | Logout
Name: VISHHAKHA | Application No : 26571000030

**Application Form Steps**


- 1. Contact Details
- 2. Personal Details
- 3. Disability Details
- 3. Identity Details
- 5. Register APAAR ID
- 6. Examination Cities and Select Test Papers
- 7. Qualification Details
- 8. Additional Details
- 9. Capture Live Photograph
- 10. Document Upload
- 11. Final Submit

**पहचान का विवरण (Identity Type Details)**

पहचान चुनें (Choose Identity): --Select--


- Select--
- Aadhaar
- DigiLocker
- Indian Passport Number
- Non-Indian Passport Number
- PAN Card Number
- Driving License Id
- Ration Card Id
- Voter ID Card Number / EPIC Number
- Any other valid/current Central / State Govt. issued Photo ID Card

# Identity Type Details: -



**Department of Higher Education**  
Ministry of Education  
Government of India

**Common University Entrance Test**  
CUET PG - 2025



**राष्ट्रीय परीक्षा एजेंसी**  
National Testing Agency

Home | Change Password | Logout
Name: VISHAKHA Application No : 26571000030

**Application Form Steps**

1. Contact Details
2. Personal Details
3. Disability Details
4. Identity Details
5. Register APPAR ID
6. Examination Cities and Select Test Papers
7. Qualification Details
8. Additional Details
9. Capture Live Photograph
10. Document Upload
11. Final Submit

**पहचान का विवरण (Identity Type Details)**

पहचान चुनें (Choose Identity):

**आधार विवरण (Aadhaar Details)**

आवेदन संख्या (Application No.):

आपकी का नाम (Candidate's Name):

I voluntarily agree to share my Aadhaar Number and I am aware that it will be used to establish my identity at various stages of the CUET(PG) 2025 examination by matching my personal identification details available in Aadhaar records of UIDAI.  
मैं आگاه हूँ कि मैं अपने आधार नंबर को साझा करने के लिए सहमत हूँ और मुझे पता है कि इसका उपयोग कुआई/किसी/किसी के आधार विवरण से तुलना करके, मेरे विवरण को पहचान करने, सत्यापित करने और फिर आगे बढ़ने के लिए किया जाएगा।

आधार संख्या (Aadhaar Number):


आधार संख्या (Confirm Aadhaar Number):

NOTE: System will not allow you to change Name after Aadhaar Number Authentication. Please ensure to check the details and then proceed further.  
नोट: सिस्टम आपको आधार संख्या प्रमाणीकरण के बाद नाम बदलने की अनुमति नहीं देगा। कृपया विवरणों की जांच करना सुनिश्चित करें और फिर आगे बढ़ें।

**CAPTCHA**


Enter CAPTCHA as shown below (case sensitive)

CAPTCHA



**Department of Higher Education**  
Ministry of Education  
Government of India

**Common University Entrance Test**  
CUET PG - 2025



**राष्ट्रीय परीक्षा एजेंसी**  
National Testing Agency

Home | Change Password | Logout
Name: VISHAKHA Application No : 26571000030

**Application Form Steps**

1. Contact Details
2. Personal Details
3. Disability Details
4. Identity Details
5. Register APPAR ID
6. Examination Cities and Select Test Papers
7. Qualification Details
8. Additional Details
9. Capture Live Photograph
10. Document Upload
11. Final Submit

**पहचान का विवरण (Identity Type Details)**

पहचान चुनें (Choose Identity):

**Verify One Time Password**

Enter One Time Password (OTP sent on \*\*\*\*7789)

Note: If the OTP hasn't been delivered to your mobile yet, please wait a few minutes. If you still haven't received it, click on **Resend OTP** to have the One-Time Password (OTP) sent to your mobile number once again.


Enter CAPTCHA as shown below (case sensitive)

CAPTCHA

Name: VISHAKHA
Application No : 26571000028


**पहचान का विवरण (Identity Details)**

Your identity has been successfully verified with Aadhaar on 24/11/2025.  
आपकी पहचान आधार के साथ 24/11/2025 को सफलतापूर्वक सत्यापित की गई.



**Department of Higher Education**  
Ministry of Education  
Government of India

**Common University Entrance Test**  
CUET PG - 2025



**राष्ट्रीय परीक्षा एजेंसी**  
National Testing Agency

Home | Change Password | Logout
Name: VISHAKHA Application No : 26571000030

**Application Form Steps**

1. Contact Details
2. Personal Details
3. Disability Details
4. Identity Details
5. Register APPAR ID
6. Examination Cities and Select Test Papers
7. Qualification Details
8. Additional Details
9. Capture Live Photograph
10. Document Upload
11. Final Submit

**पहचान का विवरण (Identity Details)**

Your identity has been successfully verified with Aadhaar on 12/11/2025.  
आपकी पहचान आधार के साथ 12/11/2025 को सफलतापूर्वक सत्यापित की गई.

**आधार फोटो (Aadhaar Photograph)**

आधार संख्या (Aadhaar Number):

नाम (Name):

जन्म तिथि (Date of Birth):

लिंग (Gender):

राज्य (State):

जिला (District):

कृपया ध्यान दें -  
• आपकी पहचान आधार से सफलतापूर्वक की गई है। हालांकि, अधिकांश उम्मीदवारों को भी इस तथ्य से आगे सत्यापित में भी शामिल करना है।  
• आपकी पहचान आधार से सफलतापूर्वक की गई है।

Please Note -  
• Your identity has been established as per Aadhaar. However, there is a mismatch of name given in the online application form and as Aadhaar records.  
• The details submitted will be reviewed and used by IITs for analysis.

APAAR ID Page:-

Exam and Centre Details Page: -

Qualification Details Page :-

### Graduate Qualification Details

उत्तीर्ण की स्थिति (Pass Status) Select	उत्तीर्ण / दम्पित होने का वर्ष (Year of Passing / Appearing) Select
योग्यता परीक्षा (Qualifying Exam) Select	बोर्ड / विश्वविद्यालय का नाम (Board / University Name) Select
परिणाम मोड (Result Mode) Select	
रोल नंबर (Roll Number) <input type="text"/>	संस्थान का नाम और पता (Institute Name and address) <input type="text"/>
संस्थान पिनकोड (Institute PIN Code) <input type="text"/>	

CAPTCHA

Enter CAPTCHA as shown below (case sensitive)

CAPTCHA: 9BK113

[Save & Next](#)

Additional Details Page :-

Department of Higher Education  
Ministry of Education  
Government of India

**Common University Entrance Test**  
CUET PG - 2026

राष्ट्रीय परीक्षा एजेंसी  
National Testing Agency

---

Home | Change Password | Logout
Name: VISHAKHA | Application No: 26571000030

**Application Form Steps**

1. Contact Details
2. Personal Details
3. Disability Details
4. Identity Details
5. Register APAAAR ID
6. Examination Cities and Select Test Papers
7. Qualification Details
8. Additional Details
9. Capture Live Photograph
10. Document Upload
11. Final Submit

#### अतिरिक्त जानकारी (Additional Details)

क्या आप युवा हैं और दोनों CUET(PG) 2026 के लिए आवेदन कर रहे हैं? (Are you a Twin and both are applying for CUET(PG) 2026)?

--Select--

CAPTCHA

Enter CAPTCHA as shown below (case sensitive)

CAPTCHA: G986D3

[Save & Next](#)

Live Photo Capture Page :-

Department of Higher Education  
Ministry of Education  
Government of India

**Common University Entrance Test**  
CUET PG - 2026

राष्ट्रीय परीक्षा एजेंसी  
National Testing Agency

---

Home | Change Password | Logout
Name: VISHAKHA | Application No: 26571000030

**Application Form Steps**

1. Contact Details
2. Personal Details
3. Disability Details
4. Identity Details
5. Register APAAAR ID
6. Examination Cities and Select Test Papers
7. Qualification Details
8. Additional Details
9. Capture Live Photograph
10. Document Upload
11. Final Submit

#### साइज फोटोग्राफ ले (Capture Photograph)

कृपया साइज फोटोग्राफ लेने से पहले नीचे दिए गए निर्देशों को ध्यानपूर्वक पढ़ें:

Please read the following instructions carefully to capture the live photograph.

1. डेस्कटॉप से या मोबाइल से या वेब से: कनेक्ट करें और लिव फोटो कैमरा बॉक्स में अपनी साइज फोटो दिखाएं।  
Connect your webcam to the device used for filling the application form. The Live Camera box will display your live image.
2. साइज लेने की सुझावें, सही रोशनी और साइज बिना किसी भी वस्तु के साथ लेना सुनिश्चित करें।  
Ensure a light background, proper lighting, and 80% face visibility (including ears, no masks).
3. मोबाइल से लेने के लिए "Capture Photograph" बटन पर क्लिक करें।  
Click "Capture Photograph" to take the photo.
4. यदि मोबाइल पर है, तो "Upload Photograph" पर क्लिक करें। यदि नहीं, तो मोबाइल कैमरा का प्रयोग करें।  
If available, click "Upload Photograph" to save it. If not, reuse and upload again.
5. यदि आपका डिवाइस स्क्रीन सपोर्ट नहीं करता है, तो डाउनलोड और अपलोड करें और अपने कंप्यूटर से मोबाइल कैमरा से अपलोड करें। मोबाइल कैमरे के साथ "Refresh Captured Photo" पर क्लिक करें।  
If your device doesn't support a webcam, scan the QR code on the right to capture and upload using your mobile. After uploading, click "Refresh Captured Photo".

साइज कैमरा (Live Camera)

Capture Photograph

कैमरा की नई तस्वीर (Captured Picture)

Refresh Captured Photo

Upload Document Page :-

Department of Higher Education  
Ministry of Education  
Government of India

**Common University Entrance Test**  
CUET PG - 2026

राष्ट्रीय परीक्षा एजेंसी  
National Testing Agency

---

Home | Change Password | Logout
Name: VISHAKHA | Application No: 26571000030

**Application Form Steps**

1. Contact Details
2. Personal Details
3. Disability Details
4. Identity Details
5. Register APAAAR ID
6. Examination Cities and Select Test Papers
7. Qualification Details
8. Additional Details
9. Capture Live Photograph
10. Document Upload
11. Final Submit

#### दस्तावेज अपलोड (Document Upload)

Please make sure that all submitted documents adhere to the specifications mentioned in the table below.  
कृपया सुनिश्चित करें कि सभी दस्तावेज अपलोड करने से पहले नीचे दी गई जानकारी में उल्लिखित विवरणों का पालन करें।

S.No.	Required Document	Document Specifications	Upload	Action	View
1	पारदर्शी आकार की साइज फोटो (साइज 80% चेहरे के साथ)	Document Format: JPG/JPEG Min Size (KB): 10 Max Size (KB): 200	<a href="#">Choose File</a>   No file chosen		
2	हस्ताक्षर (Signature)	Document Format: JPG/JPEG Min Size (KB): 10 Max Size (KB): 50	<a href="#">Choose File</a>   No file chosen		

Name: VISHAKHA Application No : 26571000030

### Review Page - Online Application Form

Review the following particulars carefully. If you would like to change any particulars entered, you may do so by using 'Left Links' button or press 'FINAL SUBMISSION OF APPLICATION' button for final submission.

**व्यक्तिगत विवरण(Personal Details)**

अभ्यर्थी का नाम (Candidate's Name):	VISHAKHA
अभ्यर्थी की जन्म तिथि (Candidate's Date of Birth):	04-05-1996
लिंग (Gender):	Female
पिता / अभिभावक का नाम (Father's / Guardian's Name):	SHARMA
माता / अभिभावक का नाम (Mother's / Guardian's Name):	VEENA
क्या आप अपने परिवार में बिल बाई या बहन की एकल सड़की रखात हैं (Are you Single Girl Child in your family without brother or sister)?:	No
राज्य का निवास (State of Domicile):	ARUNACHAL PRADESH
श्रेणी (Category):	General
क्या आपको मधुमेह है (Are You Diabetic)?:	No
क्या आप NCC कोटा का दावा करते हैं (Claim for NCC Quota)?:	Yes
क्या आप रक्षा कर्मी/गुर्द सैनिक के जाति हैं (Ward of Defence Personnel/ Ex-servicemen)?:	No
क्या आप कश्मीरी प्रवासी हैं (Are you Kashmiri Migrant)?:	No
वार्षिक परिवारिक आय (Annual Family Income):	RS. 800001 AND ABOVE
राष्ट्रियता (Nationality):	Indian
क्या आप BPL (नीची रेखा से नीचे) परिवार से हैं (Do you belong to Below Poverty Line(BPL))?:	Yes
क्या आप विश्वविद्यालय कर्मचारी के बर्त हैं (Are you a ward of University Employee)?:	No
क्या आप खेल कोटा का दावा करते हैं (Claim for Sports Quota)?:	Yes
पहचान सत्यापित (Identity Verified)	Aadhaar: xxxxxx6335 / As per Aadhaar (Name: VISHAKHA, District : South West Delhi, State : Delhi) (Name in application form does not match Name in Aadhaar)
अपरा आईडी (AAR ID)	No

**अतिरिक्त जानकारी (Additional Details)**

क्या आप जुड़वा हैं और दोनों CLUETPG 2026 के लिए आवेदन कर रहे हैं (Are you a Twin and both are applying for CLUETPG)  No  Yes

**वर्तमान पता (Present Address)**

पता (Previous Name)	DSVBRRTNKBKR
उप-स्थानीयता (Sub-Localty)	DFGBDHLGFGWDF
स्थानीयता (Locality)	MARDHSE D
देश (Country)	INDIA
राज्य (State)	ANDHRA PRADESH
जिला (District)	ANAPUR
पिन कोड (PIN Code)	465472
ईमेल पता (Email Address)	
मोबाइल नंबर (Mobile Number)	
वैकल्पिक संपर्क नंबर (Alternate Contact No.) (Optional)	

**स्थायी पता (Permanent Address)**

पता (Previous Name)	FGHRTIH
उप-स्थानीयता (Sub-Localty)	FGHRTN
स्थानीयता (Locality)	GHGHS
देश (Country)	INDIA
राज्य (State)	BIHAR
जिला (District)	AJMERGHABAD
पिन कोड (PIN Code)	456162

**12th or equivalent (details as per Class 12th board marksheet) Qualification Details**

उत्तीर्ण की स्थिति (Pass Status): Passed

उत्तीर्ण / सम्मिलित होने का वर्ष (Year of Passing / Appearing): 2015

योग्यता परीक्षा (Qualifying Exam): Class 12th or equivalent

बोर्ड / विश्वविद्यालय का नाम (Board / University Name): STATE COUNCIL FOR VOCATIONAL TRAINING, UTTAR PRADESH, LUCKNOW (SCVT)

परिणाम मोड (Result Mode): CGPA

Maximum Grade Point: 10

CGPA Obtained: 7

CGPA: 7

रोल नंबर (Roll Number): SNFKOBNJXRNBBG

संस्थान का नाम और पता (Institute Name and address): GBNDTHMNDXTGYM

संस्थान पिनकोड (Institute PIN Code): 386105

**Graduate Qualification Details**

उत्तीर्ण की स्थिति (Pass Status): Appearing

उत्तीर्ण / सम्मिलित होने का वर्ष (Year of Passing / Appearing): 2026

योग्यता परीक्षा (Qualifying Exam): B.Sc.

बोर्ड / विश्वविद्यालय का नाम (Board / University Name): Acharya N.G.Ranga Agricultural University, Amaravathi Road,Lam, Guntur - 522034, Andhra Pradesh (State University)

परिणाम मोड (Result Mode):

रोल नंबर (Roll Number): 97156765110

संस्थान का नाम और पता (Institute Name and address): NMJT\_LH\_JTMYN

संस्थान पिनकोड (Institute PIN Code): 452078

**रवाना की गई फ़ाइलें अपलोड करें (Upload Scanned Files)**

Sr.No	Document	Display
1	पासपोर्ट आकार की फोटो (विना दाढ़क के 80% चेहरे के साथ) (Passport Size Photograph (with 80% face without mask))	
2	हस्ताक्षर (Signature)	

**Captured Photograph**

Captured Photograph

**सत्यापित की जाने वाली विवरण चेकलिस्ट (Particulars checklist to be verified)**

कृपया नीचे सूचीबद्ध सभी विवरणों को ध्यान से सत्यापित करें। एक बार आवेदन पत्र जमा करने के बाद उसमें कोई भी परिवर्तन नहीं किया जा सकता है। / Kindly verify all the particulars listed below carefully. Once submitted Application Form finally, changes can not be made.

मेरा नाम (My Name)
  पिता / अभिभावक का नाम (Father/Guardian Name)
  माता / अभिभावक का नाम (Mother/Guardian Name)
  जन्म तिथि (Date of Birth)
  लिंग (Gender)
  श्रेणी (Category)
  प्रश्न पत्र माध्यम (Question Paper Medium)
  परीक्षा केंद्र (Examination Cities)
  शैक्षणिक विवरण (Educational Details)
  संपर्क करने का विवरण (Contact Details)
  दस्तावेज अपलोड (Document Uploads)

**Declaration**

I hereby declare that I have filled up this Online Application Form after carefully reading the Information Bulletin and fully understanding the provisions/ procedures mentioned therein. I further declare that all the particulars given by me in this Form are true and correct to the best of my knowledge and belief. I agree that my result may be withheld or my candidature cancelled, in case it is found that false information has been furnished by me in this application. I shall abide by these terms and conditions as well as those laid down in the Information Bulletin, Public Notices, and Advisories issued by NTA regarding CUET (PG) - 2026 from time to time.

मैं घोषणा करता/करती हूँ कि मैंने सूचना विवरणिका को ध्यान से पढ़ने और उसमें उल्लिखित प्रवधानों/प्रक्रियाओं को पूरी तरह से समझने के बाद, ऑनलाइन फॉर्म भरने का पत्र भरा है। मैं यह भी घोषणा करता/करती हूँ कि इस आवेदन पत्र में भेजे द्वारा दिए गए सभी विवरण सही हैं। यदि भविष्य में किसी भी समय यह पाया जाता है कि इस आवेदन पत्र में द्वारा दी गई कोई भी जानकारी सही नहीं है तो मेरा परिणाम रोकना या सक्वाट हैरिफायम पोषित नहीं किया जा सकता है या मेरी उम्मीदवारी रद्द की जा सकती है। मैं समय-समय पर सीटूईटी (पीसी) - 2026 परीक्षा से सम्बंधित राष्ट्रीय परीक्षा एग्जेंसी द्वारा जारी सूचना विवरणिका, सार्वजनिक सूचना और सहाय में उल्लिखित नियमों और शर्तों का ध्यान रखना/संभालना।

I Agree

Final Submission of Application

## Candidates Email Verification page :-

Name: MANISH Application No : 260310000020

System just sent a One Time Password (OTP) to your Registered Email Id

Registered Email Id **san\*\*\*\*\*@nta.ac.in**

Enter One Time Password (OTP)

**Required? Required? Required? Required? Required? Required?**

Note: Didn't get the OTP on Email? Sometimes it can take up to 15 minutes. If it's been longer than that, Click **RESEND CODE** to resend an One Time Password (OTP) to your registered Email Id.

## Fee Payment page :-

Name: MANISH Application No : 260310000020

**Activities**

- Registration Process
- Fee Payment
- View Application Form

**Verify Mobile No. & Email Id**

- Mobile No. - Verified
- Email Id - Verified

**Current Status**

Registration Process	<input checked="" type="radio"/> Completed
Mobile Number Verification	<input checked="" type="radio"/> Completed
Email Id Verification	<input checked="" type="radio"/> Completed
Fee Payment	<input type="radio"/> Pending
Application Form View	<input checked="" type="radio"/> Completed

You have submitted application form for (Common University Entrance Test) 2026.  
 Your application will be considered complete only after successful payment of application fee.  
**After payment of fee, you will not be able to edit the filled application details and documents uploaded.**  
**You are required to pay the fee Rs. 200/-.**  
 Application Number : 260310000020

Name: AASHU Application No : 265710000040

**Mode of Payment**

Activity : Examination Fee Payment

**Select Mode of Payment**

Online Payment

Note: The fee must be paid using the payment modes available on the bank portal.

### Common University Entrance Test

CUET PG - 2026

This Payment Request will be expired within : 06:57 minute

User Details			
Candidate Name	AASHU	Fee Amount	15/-
Application Number	265710000040	Customer Id	26571000004001251125153417
Date of Birth	27-09-1940		

**Examination Fee Payment**

**Select Payment Provider :**

SBI MOPS (Debit Card/Credit Card/UPI/Net Banking of any bank)  
 ICICI Bank Payment Gateway (Debit Card/Credit Card/UPI/Net Banking of any bank)  
 Canara Bank Payment Gateway

Click here to [Cancel](#) this Transaction.



राष्ट्रीय परीक्षा एजेंसी  
National Testing Agency  
*Excellence In Assessment*

**Address for Correspondence**  
**First Floor, NSIC- MDBP Building Okhla**  
**Industrial Estate, New Delhi – 110020**



011-40759000



[www.nta.ac.in](http://www.nta.ac.in)

*Information  
Bulletin*