





राष्ट्रीय परीक्षा एजेंसी
National Testing Agency
Excellence in Assessment

JEE (MAIN) 2026



Information Bulletin



VISION

The right candidates joining best institutions will give India her demographic dividend.

MISSION

To improve equity and quality in education by administering research based valid, reliable, efficient, transparent, fair and international level assessment. The best subject matter experts, psychometricians and IT delivery and security professionals will ensure that the current gaps in existing assessment systems are properly identify and bridge.

CORE VALUES

NTA will create system which will promote teaching (by teachers), learning (by students) and assessment (by parents and institutions). NTA strongly believes in quality, efficiency, effectiveness, equity and security of assessment. To practice these values, NTA will constantly engage with its stakeholders, viz. students, parents, teachers, experts and partner institutions.

TABLE OF CONTENTS

S. No.	Particulars	Page No.
A.	List of Abbreviations	1
B.	Important Information, Dates at a Glance, Fee Structure & Application Procedure	2-5
Chapter 1 - Introduction		
1.1	About National Testing Agency (NTA)	7
1.2	Objectives of NTA	7
1.3	About Joint Entrance Examination (Main) - 2026	7-8
Chapter 2 - Examination Scheme		
2.1	Mode of Examination	10
2.2	Choice of Medium of Question Papers	10
2.3	Scheme of Examination	11
2.4	Pattern of Examination	11-14
2.4.1	Multiple Choice Questions	15
2.4.2	Numerical Value Questions	15
2.5	Duration of Test	15-16
2.6	Syllabus of Examination	16
Chapter 3 - Eligibility and Qualification		
3.1	Age Criteria	18
3.2	List of Qualifying Examinations (QE)	18
3.3	Year of Appearance in Qualifying Examination	19
3.4	State Eligibility	19
Chapter 4 - Reservations		
4.1	Reservations	21
4.2	Provisions relating to Persons with Disability (PwD)/ Persons with Benchmark Disability (PwBD)	21
4.2.1	The Rights of Persons with Disabilities Act, 2016	21
4.2.2	Office Memorandum dated 29 August 2018	22
4.2.3	Office Memorandum dated 10 August 2022	22-23
4.2.4	Scribe and Compensatory Time	23-24
4.3	Reservation Policy of State Government	24

Chapter 5 – Conduct of Examination		
5.1	Choice of Cities	26
5.2	Admit Card	27
5.3	Schedule of Examination	28
5.4	Important Instructions for the Candidates	29-30
5.5	Unfair Means Practices and Breach of Examination Rules	31
5.5.1	Definition	31
5.5.2	Punishment for Using Unfair Means Practices	32
5.5.3	Cancellation of Result	32
5.6	Answer Key and Challenges	32
5.6.1	Display of Answer Key for Challenges	32
5.6.2	Display of Question Paper attempted and Recorded Responses	32
5.7	JEE (Main) NTA Score for Paper 1 and Paper 2	33
5.7.1	Compilation and display of Result of Paper-1 of JEE (Main) - 2026	34
5.7.2	Compilation and display of Result of Paper 2A (B. Arch) and Paper-2B (B. Planning) of JEE (Main)-2026.	34-35
5.7.3	Re-evaluation / Re-checking of Result	36
5.7.4	Use of score of JEE (Main) – 2026 by other Organizations	36
5.8	Admission	36
5.8.1	Eligibility for Admission to NIT+ System i.e. NITs, IEST, IIITs (Triple-I-Ts), and Other-GFTIs participating through JoSAA/CSAB	36
5.8.2	Eligibility for Admission to Other Institutions	37
5.8.3	Seat Allocation Process and Admission Procedure	38
5.8.4	Eligibility Criteria for Indian National Appearing in JEE (Advanced)-2026	38
5.9	Correspondence with NTA	38
5.10	Weeding Out Rules	38
5.11	Legal Jurisdiction	38
5.12	RTI	39

S. No.	Appendix No.	Particulars	Page No.
1	I	Procedure for Online Payment of Fees and Helpline for Payment-Related Queries	40
2	II	The Schedule "specified disability"	41-43
3	III	Certificate regarding physical limitation in an Examinee to Write	44
4	IV	Certificate for person with specified disability covered under the definition of Section 2 (s) of the RPwD Act, 2016 but not covered under the definition of Section 2(r) of the said Act, i.e. persons having less than 40% disability and having difficulty in writing	45
5	V	Letter of Undertaking for using Own Scribe	46
6	VI	List of Examination Cities for JEE (Main) – 2026	47-54
7	VII	Normalization procedure based on Percentile Score	55-58
8	VIII	Computer Based Test (CBT)	59-64
9	IX	Replica of Online Application Form of JEE (Main)-2026 Examination	65-82

LIST OF ABBREVIATIONS

AICTE	All India Council for Technical Education
AIU	Association of Indian Universities
B. Arch.	Bachelor of Architecture
B.E.	Bachelor of Engineering
B. Planning	Bachelor of Planning
B. Tech.	Bachelor of Technology
CSAB	Central Seat Allocation Board
CFTI	Centrally Funded Technical Institute
CBT	Computer Based Test
CoA	Council of Architecture
DASA	Direct Admission of Students Abroad
DePwD	Department of Empowerment of Persons with Disabilities
EWS	Economically Weaker Section
FAQ	Frequently Asked Questions
GCE	General Certificate Education
GST	Goods & Service Tax
Gen-EWS	General-Economically Weaker Section
GoI	Government of India
IIT	Indian Institute of Information Technology
IIT	Indian Institute of Technology
JEE (Advanced)	Joint Entrance Examination (Advanced)
JEE (Main)	Joint Entrance Examination (Main)
JoSAA	Joint Seat Allocation Authority
MoE	Ministry of Education
NEP	National Education Policy
NIC	National Informatics Centre
NIOS	National Institute of Open Schooling
NIT	National Institute of Technology
NTA	National Testing Agency
OBC (NCL)	Other Backward Class (Non-Creamy Layer)
OCI	Overseas Citizen of India
PwBD	Person with Benchmark Disability
PwD	Person with Disability
QP	Question Paper
RPwD	Rights of Persons with Disabilities
SC	Scheduled Caste
ST	Scheduled Tribe
UDID	Unique Disability Identification
UIDAI	Unique Identification Authority of India
UFM	Unfair Means
IST	Indian Standard Time

IMPORTANT INFORMATION AND DATES AT A GLANCE

1. Important Dates

EVENTS		DATES
Session 1 (January 2026): JEE (Main) - 2026		
Online Submission of Application Form	31 October 2025 to 27 November 2025 (Up to 09:00 P.M.)	
Last date for successful transaction of prescribed Application Fee	27 November 2025 (Up to 11:50 P.M.)	
Correction in Particulars of the online Application Form	Will be displayed on the NTA website	
City Intimation Slip	First Week of January 2026 (Tentatively)	
Downloading Admit Cards from the NTA website	03-04 days before the date of the Examination	
Dates of Examination	Between 21 January 2026 to 30 January 2026	
Display of Question Paper attempted by the Candidate and Answer Keys for inviting challenges	Will be displayed on the NTA website	
Declaration of Result	By 12 February, 2026	
Session 2 (April 2026): JEE (Main) - 2026		
Online Submission of Application Form	Last week of January 2026 Onwards	
Last date for successful transaction of prescribed Application Fee	Will be notified later	
Correction in Particulars of the online Application Form	Will be displayed on the NTA website	
City Intimation Slip	Second Week of March 2026 (Tentatively)	
Downloading Admit Cards from the NTA website	03-04 days before the date of the Examination	
Dates of Examination	Between 02 April 2026 to 09 April 2026	
Display of Question Paper attempted by the Candidate and Answer Keys for inviting challenges	Will be displayed on the NTA website	
Declaration of Result	By 20 April, 2026	
Duration of Examination for each Session of JEE (Main) - 2026		
Paper 1 (B. E/ B. Tech.) Or Paper 2A (B. Arch.) Or Paper 2B (B. Planning)	03 Hours	
B. Arch & B. Planning (Both)	03 Hours 30 Minutes	
Timing of Examination for each Session: JEE (Main) - 2026		
Duration of Examination	First Shift	Second Shift
For 03 Hours Paper	09:00 A.M. to 12:00 Noon (IST)	03:00 P.M. to 06:00 P.M. (IST)
For 03 Hours 30 Minutes Paper	09:00 A.M. to 12:30 P.M. (IST)	03:00 P.M. to 06:30 P.M. (IST)

2. Fee payable for JEE (Main) – 2026 for each Session:

(Through Credit Card/Debit Card/Net Banking/ UPI):

Fee payable for JEE (Main) – 2026 (through Credit Card/ Debit Card/ Net-Banking/ UPI)		Type of Candidate	Centres in India (Fee in ₹)	Centres Outside India (Fee in ₹)
Paper 1: B.E./B. Tech OR Paper 2A: B. Arch OR Paper 2B: B. Planning	General	Male	1000	5000
		Female	800	4000
	Gen-EWS/ OBC (NCL)	Male	900	4500
		Female	800	4000
	SC/ST/ PwD/PwBD	Male	500	2500
		Female	500	2500
Third Gender			500	3000
Paper 1: B.E./ B. Tech & Paper 2A: B. Arch OR Paper 1: B.E./B. Tech & Paper 2B: B. Planning OR Paper 1: B.E./B. Tech, Paper 2A: B. Arch & Paper 2B: B. Planning OR Paper 2A: B. Arch & Paper 2B: B. Planning	General/ Gen-EWS/ OBC (NCL)	Male	2000	10000
		Female	1600	8000
	SC/ ST/ PwD/ PwBD	Male	1000	5000
		Female	1000	5000
	Third Gender			1000
Processing charges and Goods & Service Taxes (GST) are to be paid by the candidate, as applicable.				

Candidates are requested to fill in the Application Form carefully. Corrections in only certain fields will be permitted during the correction window which will be notified at a later stage.

Note: Multiple Application Forms submitted by a candidate will not be accepted and will lead to the cancellation of his/her result.

(i) A candidate can apply for Session-1 (January 2026) examination and pay the exam fee accordingly. The candidates will be given opportunity to apply for Session-2 (April 2026) separately (using same application number) along with the fee payment, for which separate notification will be issued.

(ii) If a candidate wishes to apply for Session 2 (April 2026), the candidate can log in and pay the Examination Fee for Session 2 during that period. **If candidate wishes to apply only for Session-2 (April 2026), he/she can register later, when application form for Session-2 (April 2026) is active.**

(iii) The application window for Session 2 will be opened as per the details available in the Information Bulletin and will also be notified separately through a Public Notice.

(iv) The fee can be submitted only online through Net Banking, Credit Card, Debit Card, or UPI Services. Processing charges and GST as applicable are chargeable from the candidate (in addition to the examination fee) by the concerned Bank/Payment Gateway Integrator.

(v) The Confirmation Page of the online Application Form for each session will be generated only after the successful payment of the fee by the Candidate. In case the Confirmation Page is not generated after payment of the fee, then the candidate may have to approach the concerned Bank/Payment Gateway (in the helpline numbers and email given in Appendix - I) to ensure the successful payment or to obtain the refund of duplicate /multiple payments.

Under no circumstances, candidates will be allowed to fill more than one Application Form. Strict action will be taken, even at a later stage, against such candidates who have filled more than one Application Form and will be treated as UFM.

3. Application Procedure: Steps to be followed to apply online

Step 1: Registration Form:

Register for the Online Application Form and note down the system-generated Application Number. The candidate should provide the required details while filling the Online Application Form and he/she is also required to create PASSWORD and choose Security Question and enter his/her Answer. After successful submission of the personal details, an Application Number will be generated and it will be used to complete the remaining Steps of the Application Form and will also be required for all future reference/correspondence. The generated Application Number will be used/referred for both Sessions of JEE (Main) - 2026. For subsequent logins, the candidate will be able to login directly with the respective system generated Application Number and created Password by him/herself.

Step 2: Application Form:

The Candidates can log in with the system-generated Application Number and pre-created Password for completing the Application Form including filling up of personal details, applying for the Paper, choosing the Examination Cities, providing the details of Educational Qualifications and uploading the images and documents. The candidate will have to upload his/her live photograph at the time of filling of the application form and will also have to upload his/her Scanned Images of Photograph (.jpeg/.jpg), Signature, Class X or Equivalent Certificate/Marks-sheet and PwD/PwBD Certificate (wherever applicable).

The recent passport size photograph should be in colour with 80% face (without mask) visible including ears against white background. Photograph in JPG/JPEG format (clearly legible) between 10 kb to 200 kb.

Signature file should be JPG/JPEG format (clearly legible) between **10 kb to 100 kb**.

Scanned copy of Class 10 or Equivalent Certificate/Marks-sheet should be a pdf between **50 kb to 300 kb** (clearly legible).

Scanned copy of Identity Proof (for those candidates who will verify their identities through methods other than Aadhaar or DigiLocker) should be in format JPG/JPEG between **10 kb to 200 kb** (clearly legible).

Scanned copy of Disability/UDID certificate should be a pdf between **50 kb to 300 kb** (clearly legible).

Note

1. **NTA reserves the right for verification of the candidate's details and photographs.** Candidates are advised to update their details on Aadhaar Card with their recent Photograph, Name, Date of Birth, Gender, Address etc. (for updation in Aadhaar, please follow UIDAI Guidelines).

2. For capturing Live Photograph, candidates should switch on their camera or connect their webcam to the device used for filling the Application Form. If your device does not support a webcam, QR code on the right can be scanned by the candidate using a mobile device/tablet etc. Candidates should ensure there is a light-colored background with proper lighting, and 80% face visibility (including ears, without a mask).

3. **For PwD/PwBD candidates, the details of the UDID Card as uploaded will be verified from UDID portal of the Department of Empowerment of Persons with Disabilities (DePwD). Those who do not have UDID Card should upload Disability Certificate in the proper format and the same may be verified by NTA from the issuing authority.**

4. The Candidate has to upload his/ her own photograph, signature, and certificate(s) as mentioned above (and not of anybody else) in a correct/proper manner, as the facility for

correction will not be given in the future. In case, it is found at any time in the future that the Candidate has used/uploaded the photograph, signature, and certificate(s) of someone else in his/her Application Form/admit card, or he/she has tampered his/her Admit Card/Result/Scorecard, these acts of the candidate shall be treated as Unfair Means (UFM) Practices and treated with the suitable actions as contemplated under the provisions of the Information Bulletin relating to Unfair Means Practices.

Step 3: Fee Payment:

After completing Step 1 and Step 2, the candidates have to pay the requisite examination fees. The fees can be paid only through online mode using Net Banking, Credit Card, Debit Card and UPI. Processing charges and GST as applicable are chargeable to the candidates (in addition to the examination fees) by the concerned Bank/Payment Gateway Integrator.

After successful payment, candidate will be able to print the Confirmation Page. In case the Confirmation Page is not generated after payment of fee then the transaction is cancelled and the candidates have to approach the concerned bank for refund of amount. However, the candidate has to make another payment/transaction, in case the Confirmation Page is not generated. Any such cases of multiple payments (if any), will be reconciled by the NTA after the declaration of final result and will be refunded to the concerned candidates.

Important Instruction about PASSWORD:

During online form filling, the candidate will be required to choose PASSWORD and Security Question and its Answer. The candidate is advised to record/remember his/her password for all future logins.

For subsequent logins, the candidate will be able to login directly with his/her respective system-generated Application Number and the chosen Password.

The candidate is advised not to disclose or share his/her password with anybody. Neither NTA nor NIC will be responsible for the violation or misuse of the password of a candidate.

Candidates can change their passwords after login, if desired.

Candidates should remember to log out at the end of their session so that the particulars of the candidate cannot be tampered with or modified by unauthorized persons.

The Password must be created as per the following policy.

Password must be 8 to 13 characters long.

Password must have at least one Upper case alphabet.

Password must have at least one Lower case alphabet.

Password must have at least one numeric value.

Password must have at least one special character (!@#\$\$%^&*-.)

How to reset your Password: The following options are available to reset Password

Using Security Question and its Answer you have chosen during Form filling.

Using a verification code sent via text message (SMS) to your Registered Mobile No.

Using a reset link sent via Email to your Registered Email address.

The Application Number printed on the computer-generated Confirmation Page must be mentioned in all such correspondences. It is therefore essential to note down the application number printed on the Confirmation Page.

CHAPTER – 1 INTRODUCTION

1.1 About National Testing Agency (NTA)

The Ministry of Education (MoE), Government of India (GoI) established the National Testing Agency (NTA) as an independent, autonomous, and self-sustained premier testing organization under the Societies Registration Act (1860) for conducting efficient, transparent and international standardized tests in order to assess the competency of candidates for admission to premier higher education institutions with a mission to improve equity and quality in education by developing and administering research-based valid, reliable, efficient, transparent, fair and international level assessments.

NTA has created a system that is promoting teaching (by teachers), learning (by students) and assessment (by parents and institutions). NTA strongly believes in the quality, efficiency, effectiveness, equity, and security of assessments. To practice these values, NTA is constantly engaging with its stakeholders, viz. students, parents, teachers, experts and partner institutions.

1.2 Objectives of NTA

1. To conduct efficient, transparent and international standardized tests in order to assess the competency of candidates for admission.
2. To undertake research on educational, professional and testing systems to identify gaps in the knowledge systems and take steps for bridging them.
3. To produce and disseminate information and research on education and professional development standards.

The Department of Higher Education, Ministry of Education, Government of India has entrusted the responsibility of conducting the Joint Entrance Examination (Main) to the NTA since 2019 onwards.

1.3 About Joint Entrance Examination (Main) - 2026

The Joint Entrance Examination, JEE (Main) comprises of two papers. Paper 1 is conducted for admission to Undergraduate Engineering Programs at NITs, IITs, other Centrally Funded Technical Institutions (CFTIs) and Institutions / Universities funded / recognized by participating State Governments. JEE (Main) is also an eligibility test for JEE (Advanced), which is conducted for admission to IITs. JEE (Main) Paper 2 is conducted for admission to B. Arch and B. Planning courses in the country.

The JEE (Main) - 2026 is being conducted in 02 (two) sessions for admissions in the next academic session. The candidates will thus benefit in the following ways:

- This will benefit the candidates by giving them two opportunities to improve their scores in the examination if they are not able to give their best in the first attempt.
- In the first attempt, the candidates will get a first-hand experience of taking an examination and will know their mistakes which they can improve while attempting for the second time. This will reduce the chances of dropping a year and the candidates would not have to waste an entire year.
- If anyone misses the examination due to reasons beyond control (such as the Board Examination), then candidate will not have to wait for one entire year.
- A candidate need not appear in both Sessions, if he/she so desires. However, a candidate appears in more than one Session then his/her best of the JEE (Main) - 2026 NTA Scores will be considered for preparation of the Merit List/ Ranking.

Note 1.3

1. *The results of JEE (Main) Paper 1 will be used for B.E./B.Tech, and also other programs like Integrated M.Sc., Integrated M.Tech, Integrated B.Tech and MBA, Bachelor of Science, Bachelor of pharmaceuticals, Bachelor of Design, etc.*
2. *JEE (Main) - 2026 Session 1 for Paper 1 (B.E. / B. Tech.) will be held between 21 January and 30 January 2026 and Session 2 will be held between 02 April and 09 April 2026 tentatively. This is being done to ensure that the JEE (Main) - 2026 does not interfere with the Board examinations, which may be held at different times across the States/UTs. JEE (Main) Paper 2A (B. Arch) and JEE (Main) Paper 2B (B. Planning) are also being held twice a year (January and April 2026).*

CHAPTER – 2

EXAMINATION SCHEME

2.1 Mode of Examination

The JEE (Main) - 2026 is being conducted in the following modes:

- Paper 1 (B.E. /B. Tech.) in “Computer Based Test (CBT)” mode.
- Paper 2A (B. Arch): Mathematics (Part-I) and Aptitude Test (Part-II) in “Computer Based Test (CBT)” mode and Drawing Test (Part-III) in pen and paper (offline) mode, to be attempted on a drawing sheet of A4 size.
- Paper 2B (B. Planning): Mathematics (Part-I), Aptitude Test (Part-II), and Planning-Based Questions (Part-III) in Computer-Based Test (CBT) mode.

2.2 Choice of Medium of Question Papers

Drawing from the National Education Policy (NEP), the JEE (Main) - 2026 will be conducted in thirteen languages i.e. English, Hindi, Assamese, Bengali, Gujarati, Kannada Malayalam, Marathi, Odia, Punjabi, Tamil, Telugu and Urdu the details are given below:

Sr. No.	Language	Examination Centres
1	English	All Examination Centres in India and Abroad
2	English and Hindi	All Examination Centres in India
3	English and Assamese	Examination Centres in Assam
4	English and Bengali	Examination Centres in West Bengal, Tripura, and Andaman & Nicobar Islands
5	English and Gujarati	Examination Centres in Gujarat, Daman & Diu, Dadra & Nagar Haveli
6	English and Kannada	Examination Centres in Karnataka
7	English and Malayalam	Examination Centres in Kerala and Lakshadweep
8	English and Marathi	Examination Centres in Maharashtra
9	English and Odia	Examination Centres in Odisha
10	English and Punjabi	Based on present and permanent address in Punjab, Chandigarh, and Delhi/New Delhi (including Faridabad, Ghaziabad, Gurugram, Noida/ Greater Noida)
11	English and Tamil	Examination Centres in Tamil Nadu, Puducherry, and Andaman & Nicobar Islands
12	English and Telugu	Examination Centres in Andhra Pradesh and Telangana
13	English and Urdu	All Examination Centres in India

Note - 2.2:

- The option of language for Question Paper should be exercised carefully while filling up the online Application Form and it cannot be changed at a later stage. Candidates while attempting the QP must choose the same medium as opted while registering in the Application form.
- The Question Paper will be in both English and the language opted by the candidate. **English version will prevail in the event of any difference of opinion.**

2.3 Scheme of Examination

Subject combinations for each paper, type of questions in each paper and mode of examination are given in the table below:

PAPER	SUBJECTS	TYPE OF QUESTIONS	MODE OF EXAMINATION
Paper 1: B.E. / B. Tech.	Mathematics, Physics and Chemistry	Objective Type - Multiple Choice Questions (MCQs) and Questions for which the answer is a numerical value, with equal weightage to Mathematics, Physics and Chemistry	“Computer Based Test (CBT)” mode only
Paper 2A: B. Arch	Part-I: Mathematics	Objective Type - Multiple Choice Questions (MCQs) and Questions for which the answer is a numerical value	“Computer Based Test (CBT)” mode only
	Part-II: Aptitude Test	Objective Type - Multiple Choice Questions (MCQs)	
	Part-III: Drawing Test	Questions to test drawing aptitude	“Pen and Paper Based” (offline) mode to be attempted on a Drawing sheet of A4 size.
Paper 2B: B. Planning	Part-I: Mathematics	Objective Type - Multiple Choice Questions (MCQs) and Questions for which the answer is a numerical value	“Computer Based Test (CBT)” mode only
	Part-II: Aptitude Test	Objective Type - Multiple Choice Questions (MCQs)	
	Part-III: Planning-Based Questions	Objective Type - Multiple Choice Questions (MCQs)	

2.4 Pattern of Examination

Paper 1: B.E./ B. Tech. in Computer Based Test (CBT) mode:					
1	Subject-wise distribution of Questions, Total Number of and Marks Questions,	Subject	Number of Questions		Marks
			Section A	Section B	
		Mathematics	20	05	100
		Physics	20	05	100
		Chemistry	20	05	100
		Total	75		300
<p><i>Each Subject will have two sections. Section A will be of Multiple-Choice Questions (MCQs) and Section B will contain Questions whose answers are to be filled in as a numerical value. There will be negative marking for incorrect answer in Section A and Section B. For each question in Section B, a candidate has to enter the correct integer value of the answer using the mouse and the on- screen virtual numeric keypad in the place designated to enter the answer. For Section B, the answer should be rounded off to the nearest integer.</i></p>					

2.	Marking Scheme for MCQs	Correct Answer or the Most Appropriate Answer	Four marks (+4)
		Incorrect Answer	Minus one mark (-1)
		Unanswered / Marked for Review (without selecting any option)	No mark (0)
3.	Marking Scheme for questions for which the answer is a Numerical value	Correct Answer	Four marks (+4)
		Incorrect Answer	Minus one mark (-1)
		Unanswered / Marked for Review (without filling any Numerical value)	No mark (0)
4.	Method of determining merit	Conversion of the raw score in Mathematics, Physics and Chemistry and total into NTA scores. Overall merit shall be prepared by merging NTA scores of all shifts of both sessions.	
5.	Method of resolving ties	Tie between candidates obtaining same Total NTA scores will be resolved in the following order: 1. NTA score in Mathematics, followed by; 2. NTA score in Physics, followed by; 3. NTA score in Chemistry, followed by; 4. Candidate with less proportion of a number of attempted incorrect answers and correct answers in all the subjects in the Test, followed by; 5. Candidate with less proportion of a number of attempted incorrect answers and correct answers in Mathematics in the Test, followed by; 6. Candidate with less proportion of a number of attempted incorrect answers and correct answers in Physics in the Test, followed by; 7. Candidate with less proportion of a number of attempted incorrect answers and correct answers in Chemistry in the Test followed by; 8. If there is a tie even after this, candidates will be assigned the same rank.	

Paper 2A (B. Arch): Mathematics (Part-I) and Aptitude Test (Part-II) in Computer Based Test (CBT) mode and Drawing Test (Part-III) in Pen and Paper Based (offline) mode, to be attempted on a drawing sheet of A4 size.

		Subject	Number of Questions	Marks
1.	Subject-wise distribution of Questions, Total Number of Questions, and Marks	Part I: Mathematics	20 (Section A) and 05 (Section B)	100
		Part II: Aptitude test	50	200
		Part III: Drawing Test	02	100
		Total	77	400
		<i>Part –I: In Section A, 20 questions will be MCQs and in Section B, 05 (five) questions will have answers to be filled as a numerical value. There will be negative marking for both Section A and Section B (except Drawing Test). For each question in Section B, a candidate has to enter the correct integer value of the answer using the mouse and the on-screen virtual numeric keypad in the place designated to enter the answer. The answer should be rounded off to the nearest integer.</i>		

2.	Marking Scheme for MCQs	Correct Answer or the most appropriate Answer	Four marks (+4)
		Incorrect Answer/Multiple Answer	Minus one mark (-1)
		Unanswered /Marked for Review (without selecting any option)	No mark (0)
3.	(a) Marking Scheme for questions for which the answer is a Numerical value	Correct Answer or the most appropriate Answer	Four marks (+4)
		Incorrect Answer	Minus one mark (-1)
		Unanswered / Marked for Review (without filling any Numerical value)	No mark (0)
	(b) Marking Scheme for Drawing Test (Part III)	Two questions are to be evaluated out of 100 marks.	
4.	Method of determining merit	Conversion of the raw score in Mathematics, Aptitude Test, Drawing Test, and total into NTA Scores. Overall merit shall be prepared by merging the NTA Scores of both shifts of the two sessions.	
5.	Method of resolving ties	The tie between candidates obtaining the same Total NTA scores will be resolved in the following manner: 1. NTA score in Mathematics, followed by; 2. NTA score in Aptitude Test, followed by; 3. NTA score in Drawing Test, followed by; 4. Candidate with less proportion of a number of attempted incorrect answers and correct answers in all the subjects in the Test, followed by; 5. Candidate with less proportion of a number of attempted incorrect answers and correct answers in Mathematics (Part-I) in the Test, followed by; 6. Candidate with less proportion of a number of attempted incorrect answers and correct answers in Aptitude Test (Part-II) in the Test followed by; 7. If there is a tie even after this, candidates will be assigned the same rank.	

Paper 2B (B. Planning) Part-I: Mathematics, Part-II: Aptitude Test, and Part-III: Planning- Based Questions in Computer-Based Test (CBT) mode.

1.	Subject-wise distribution of Questions, Total	Subject	Number of Questions	Marks
		Part-I: Mathematics	20 (Section A) and 05 (Section B)	100
	Number of Questions, and Marks	Part-II: Aptitude Test	50	200
		Part-III: Planning	25	100
		Total	100	400

*Part –I: In Section A, 20 questions will be MCQs and in Section B, 05 (five) questions will have answers to be filled as a numerical value. There will **be negative marking for both Section A and Section B**. For each question in Section B, enter the correct integer value of the answer using the mouse and the on-screen virtual numeric keypad in the place designated to enter the answer. The answer should be rounded off to the nearest integer.*

2.	Marking Scheme for MCQs	Correct Answer or the most appropriate Answer	Four marks (+4)
		Incorrect Answer/Multiple Answer	Minus one mark (-1)
		Unanswered /Marked for Review (without selecting any option)	No mark (0)
3.	Marking Scheme for questions for which the answer is a Numerical value	Correct Answer or the most appropriate Answer	Four marks (+4)
		Incorrect Answer	Minus one mark (-1)
		Unanswered / Marked for Review (without filling any Numerical value)	No mark (0)
4.	Method of determining merit	<p>Conversion of the raw score in Mathematics, Aptitude Test, Planning Based Test, and total into NTA Scores.</p> <p>Overall merit shall be prepared by merging NTA Scores of all shifts of both sessions.</p>	
5.	Method of resolving ties	<p>Tie between candidates obtaining equal Total NTA scores in B. Planning will be resolved in the following manner:</p> <ol style="list-style-type: none"> 1. NTA score in Mathematics, followed by; 2. NTA score in Aptitude Test, followed by; 3. NTA score in Planning Based Questions, followed by; 4. Candidate with less proportion of a number of attempted incorrect answers and correct answers in all the subjects in the Test, followed by; 5. Candidate with less proportion of a number of attempted incorrect answers and correct answers in Mathematics (Part-I) in the Test, followed by; 6. Candidate with less proportion of a number of attempted incorrect answers and correct answers in Aptitude Test (Part- II) in the Test, followed by; 7. Candidate with less proportion of a number of attempted incorrect answers and correct answers in Planning Based Questions (Part-III) in the Test followed by; 8. If there is a tie even after this, candidates will be assigned the same rank. 	

2.4.1 Multiple Choice Questions

While every effort will be made to ensure that each question has only one unique answer, in case, it is found that a question has more than one option, it will be dealt in the following manner:-

1. Correct answer or the most appropriate answer: Four marks (+4)
2. Any incorrect option marked will be given minus one mark (-1)
3. Unanswered/Marked for Review (without selecting any option) will be given no mark (0)
4. If more than one option is found to be correct then Four marks (+4) will be awarded to only those who have marked any of the correct options
5. If all options are found to be correct then Four marks (+4) will be awarded to all those who have attempted the question

Although sufficient care will be taken for the correctness of questions, in the event that a question(s) needs to be dropped, full marks for that question(s) will be awarded to ALL candidates who appear for that particular shift.

2.4.2 Numerical Value Questions

There will be negative marking for Section B. However, if any anomaly or discrepancy is found after the process of challenges of the key verification, it shall be addressed in the following manner:

1. Correct Answer: Four marks (+4)
2. Incorrect Answer: Minus one mark (-1)
3. Unanswered/Marked for Review (without filling any Numerical value): No mark (0).
4. If a question is found to be incorrect or the Question is dropped then Four marks (+4) will be awarded to all Candidates who appeared for that particular shift.
5. Candidates are advised to do the calculations with the constants given (if any) in the questions.
The answer should be rounded off to the nearest integer.

2.5 Duration of Test

The total time duration for Paper 1 (B.E. / B. Tech.) is given in the table below:

Paper	Subjects	Total Time Duration	
		For Non-PwD/PwBD Candidates	*For PwD /PwBD Candidates (who are eligible for scribe)
Paper 1 (B.E. / B. Tech.)	Physics, Chemistry, and Mathematics	03 hours	04 hours

Total time duration for Paper 2A (B. Arch), Paper 2B (B. Planning) and Paper 2A (B. Arch) & Paper 2B (B. Planning) both are given in the table below:

Paper	Subjects	Total Time Duration	
		For Non-PwD/PwBD Candidates	*For PwD /PwBD Candidates (who are eligible for scribe)
Paper 2A (B. Arch)	Mathematics, Aptitude Test, and Drawing Test	03 hours	04 hours
Paper 2B (B. Planning)	Mathematics, Aptitude Test, and Planning Based Questions	03 hours	04 hours
Paper 2A (B. Arch) & Paper 2B (B. Planning) both	Mathematics, Aptitude Test, Drawing Test, and Planning Based Questions	03 hours 30 minutes	04 hours 10 minutes

*Note - 2.5: *Compensatory time for PwD/PwBD Candidates of 20 minutes per hour of Examination will be given to those who are eligible for Scribe.*

2.6 Syllabus of Examination

The detailed syllabus for JEE (Main) is available on the website: <https://jeemain.nta.nic.in/>

CHAPTER – 3

ELIGIBILITY AND QUALIFICATION

3.1 Age Criteria

For appearing in the JEE (Main) - 2026, there is no age limit for the candidates. The candidates who have passed the class XII / equivalent Examination in **2024, 2025 or appearing in 2026** irrespective of their age can appear in JEE (Main) - 2026 Examination. However, the candidates may be required to fulfill the age criteria of the Institute(s) to which they are desirous of taking admission.

3.2 List of Qualifying Examinations

- i. The final Examination of the 10+2 system, conducted by any recognized Central/ State Board, such as the Central Board of Secondary Education, New Delhi; Council for the Indian School Certificate Examinations, New Delhi; etc.
- ii. Intermediate or two-year Pre-University examination conducted by a recognized Board/ University.
- iii. Final examination of the two-year course of the Joint Services Wing of the National Defence Academy.
- iv. Senior Secondary School Examination conducted by the National Institute of Open Schooling with a minimum of five subjects.
- v. Any Public School/ Board/ University examination in India or any foreign country is recognized as equivalent to the 10+2 system by the Association of Indian Universities (AIU).
- vi. Higher Secondary Certificate Vocational Examination.
- vii. A diploma recognized by AICTE or a State board of technical education of at least 3 years duration.
- viii. General Certificate Education (GCE) examination (London/Cambridge/Sri Lanka) at the Advanced (A) level.
- ix. High School Certificate Examination of the Cambridge University or International Baccalaureate Diploma of the International Baccalaureate Office, Geneva.
- x. Candidates who have completed the Class XII (or equivalent) examination outside India or from a Board not specified above should produce a certificate from the Association of Indian Universities (AIU) to the effect that the examination they have passed is equivalent to the Class XII Examination.
- xi. In case the Class XII Examination is not a public examination, the candidate must have passed at least one public (Board or Pre-University) examination earlier.
- xii. Board of Open Schooling and Skill Education (BOSSE), Sikkim.

Note 3.2:- The candidates can appear in JEE (Main) - 2026 conducted by NTA as per the above mentioned qualifying Examination. However, the candidates should satisfy themselves for eligibility to appear or get admission in any Institute/ University etc, as per their eligibility criteria and visit the respective websites/ view notifications. NTA is responsible only for conduct of JEE (Main) Examination and no grievances / RTI etc, will be entertained regarding qualification criteria for any particular Institute/ University etc.

3.3 Year of Appearance in Qualifying Examination

Candidates those who have passed the Class XII / Equivalent Examination in 2024, 2025 or those who are appearing in the Class XII / equivalent Examination in 2026, are eligible to appear in JEE (Main) - 2026.

Candidates who passed the Class XII / equivalent Examination in 2023 or before are not eligible to appear in JEE (Main) - 2026. Passing year for class XII (or Equivalent Examination) means the year, in which the result of the candidate has been declared as 'pass' for the first time in that particular Examination (Class XII/ Equivalent Examination).

For example, if a candidate has passed Class XII with Physics, Chemistry and Biology subjects in the year 2023 and further passed Class XII in Mathematics in the year 2024, then year 2023 will be considered as passing year of Class XII for appearing in JEE (Main). Similarly, any attempt of improvement in marks/percentage of class XII/ Equivalent Examination will not be considered as their first attempt.

Note 3.3: The Candidates who are appearing for Class XII Board Examination in the year 2026 can mention their Roll Number/ Registration Number / Enrollment Number etc. in the relevant fields during filling up the Online Application Form for JEE (Main)- 2026.

3.4 State of Eligibility

State code of eligibility means the code of the State from where the candidate has passed the Class XII (or Equivalent) qualifying Examination by virtue of which the candidate becomes eligible to appear in JEE (Main) - 2026. It is important to note that the State code of eligibility does NOT depend upon the native place or the place of residence of the candidate. For example, if a candidate appears for the Class XII (or Equivalent) qualifying Examination from an Institution situated in New Delhi and is a resident of Noida, Uttar Pradesh, then the candidate's State code of eligibility will be Delhi and NOT Uttar Pradesh.

If a candidate has passed the Class XII (or Equivalent) qualifying Examination from one State but appeared for improvement from another State, the candidate's State code of eligibility will be from where the candidate first passed the Class XII (or Equivalent) Examination and NOT the State from where the candidate has appeared for improvement.

Candidates passed / appearing for Class XII from NIOS should select the State of Eligibility according to the State in which the study Centre is located.

For Indian nationals passing the Class XII (or Equivalent) Examination from Nepal/Bhutan, the State code of eligibility will be determined based on a permanent address in India as given in the passport of the candidate.

The State code of eligibility for OCI passing the Class XII (or Equivalent) Examination in India is at par with Indian nationals. However, OCI passing the Class XII (or Equivalent) Examination from an institution abroad are eligible for All India quota seats (but NOT for Home State quota seats) in all NITs, IITs and Other-CFTIs.

CHAPTER – 4 RESERVATIONS

4.1 Reservations

Indian nationals belonging to certain categories are admitted under the seats reserved for them in accordance with the rules prescribed by the Government of India. The categories and the extent of reservation are as follows:

1. General category belonging to Economically Weaker Section (GEN- EWS) – 10% of seats in every course. The benefit of reservation will be given only to those General category candidates who satisfy the conditions given in the OM No. 20013/01/2018-BC-II dated 17 January 2019, issued by the Ministry of Social Justice and Empowerment. The criteria for GEN-EWS will be as per the prevailing norms and/or notifications of the Government of India.
2. Other Backward Classes belonging to the Non-Creamy Layer (OBC- NCL) – 27% of seats in every course.
 - a) OBCs should be listed in the current updated central list of OBCs (<http://www.ncbc.ac.in>).
 - b) OBCs present in the State list but not covered in the central list of OBCs (as per the list in <http://www.ncbc.ac.in>) are NOT eligible to claim the reservation.
 - c) The criteria for OBC-NCL will be as per the notification of the Government of India.
 - d) Candidates belonging to the creamy layer of OBC are NOT entitled to reservation. Such candidates are treated as belonging to the General (GEN), i.e. Unreserved Category, and they will be eligible only for the OPEN seats – the seats for which all candidates are eligible.
3. Scheduled Caste (SC) – 15% of seats in every course.
4. Scheduled Tribe (ST) – 7.5% of seats in every course.
5. Persons with Benchmark Disability (PwBD) – 5% seats in each of the GENERAL, GEN-EWS, OBC- NCL, SC and ST category seats.

4.2 Provisions relating to Persons with Disability (PwD)/ Persons with Benchmark Disability (PwBD)

4.2.1 The Rights of Persons with Disabilities Act, 2016

The Gazette of India, Extraordinary Part-II Section 1, Ministry of Law and Justice (Legislative Department) New Delhi dated 28 December 2016 on “The Rights of Persons with Disabilities Act, 2016. The relevant paragraphs of the above Gazette Notification for consideration are as under: -

Para 2 (r) “person with benchmark disability” means a person with not less than forty percent of a specified disability where specified disability has not been defined in measurable terms and includes a person with disability where specified disability has been defined in measurable terms, as certified by the certifying authority;

Para 2 (s) “person with disability” means a person with long term physical, mental, intellectual or sensory impairment which, in interaction with barriers, hinders his full and effective participation in society equally with others;

Para 2 (zc) “specified disability” means the disabilities as specified in the Schedule; (**Appendix - II**)

4.2.2 Office Memorandum dated 29 August 2018

Ministry of Social Justice & Empowerment, Govt. of India, Office Memorandum No. F. No. 3402/2015-DD-III dated 29 August 2018 for conducting written examination for persons with specified disabilities covered under the definition of Section 2(r) of the RPwD Act, 2016. The relevant paragraphs of the above Office Memorandum for consideration are as under: -

Para IV. The facility of Scribe/Reader/Lab Assistant should be allowed to any person with benchmark disability as defined under section 2(r) of the RPwD Act, 2016 and has limitation in writing including that of speed if so desired by him/her.

In case of persons with benchmark disabilities in the category of blindness, locomotor disability (both arms affected-BA) and cerebral palsy, the facility of scribe/reader/lab assistant shall be given, if so desired by the person.

In case of other category of persons with benchmark disabilities, the provision of scribe/reader/lab assistant can be allowed on production of a certificate to the effect that person concerned has physical limitation to write, and scribe is essential to write examination on his behalf, from the Chief Medical Officer/Civil Surgeon/Medical Superintendent of a Government health care institution as per proforma at Appendix - III.

In case the candidate is allowed to bring his own scribe, the qualification of the scribe should be one step below the qualification of the candidate taking examination. The person opting for own scribe should submit details of the own scribe as per proforma at Appendix-V.

4.2.3 Office Memorandum dated 10 August 2022

Ministry of Social Justice & Empowerment, Govt. of India, Office Memorandum No F. No. 29-6/2019-DD-III dated 10 August 2022 for conducting written examination for persons with specified disabilities covered under the definition of Section 2(s) of the RPwD Act, 2016 but not covered under the definition of Section 2(r) of the said Act, i.e. person having less than 40% disability and having difficulty in writing. The relevant paragraphs of the above Office Memorandum for consideration are as under: -

Para 3(b). The facility of scribe and/or compensatory time shall be granted solely to those having difficulty in writing subject to production of a certificate to the effect that person concerned has limitation to write and that scribe is essential to write examination on his/her behalf from the competent medical authority of a Government healthcare institution as per proforma at Appendix-IV.

Para 3 (c). The medical authority for the purpose of certification as mentioned above should be a multi-member authority comprising the following: -

- i. Chief Medical officer/Civil Surgeon /Chief District Medical Officer, Chairperson
- ii. Orthopaedic/PMR specialist
- iii. Neurologist, if available*
- iv. Clinical Psychologist/Rehabilitation Psychologist/ Psychiatrist/Special Educator
- v. Occupational therapist, if available*
- vi. Any other expert based on the condition of the candidate as may be nominated by the Chairperson.

(* the Chief Medical Officer/Civil Surgeon/Chief District Medical Officer may make full efforts for inclusion of neurologists, occupational therapist from the nearest District or the Medical College/Institute, if the same is not available in the District)”

The candidate should fill up the details of scribe as per undertaking proforma at Appendix-V.

4.2.4 Scribe and Compensatory Time

1. The candidate should have the discretion of opting for his own scribe / reader / lab assistant or request the Examination Body for the same. The Examining Body may also identify the scribe / reader / lab assistant to make panels at the District / Division / State level as per the requirements of the Examination. In such instances the candidates should be allowed to meet the scribe before the Examinations so that the candidates get a chance to check and verify whether the scribe is suitable or not.

2. The word “extra time or additional time” that is being currently used should be changed to “compensatory time” and the same should not be less than 20 minutes per hour of Examination for persons who are allowed use of scribe / reader / lab assistant. All the candidates with benchmark disabilities who are eligible for availing the facility of scribe in terms of guidelines vide para IV of Para 4.2.2 above may be allowed additional time of minimum of one hour for Examination of 3 hours duration whether they use the facility of scribe or not. In case the duration of the Examination is less than an hour, then the duration of additional time should be allowed on pro-rata basis. Additional time should not be less than 5 minutes and should be in the multiple of 5”.

Note 4.2.4

1. Both the guidelines i.e. dated 29 August 2018 (for PwBDs) and dated 10 August 2022 (for PwDs) have other important aspects such as allowing use of assistive devices, proper seating arrangement, accessibility of Examination centres etc. which will be followed. The scribe will help the Candidate in reading the questions and / or keying in the answers as per the directions of the Candidate. A scribe will NEITHER explain the questions NOR suggest any solution to the Candidate.
2. It is to be noted that the Scribe will be provided by the National Testing Agency (NTA), if opted for by the Candidate. If it is found at any stage that a candidate has availed the services of a scribe and/or availed the compensatory time but does not possess the extent of disability that warrants the use of a scribe and/or grant of compensatory time, the candidate will be excluded from the process of evaluation, ranking, counselling and admission. In case such a candidate has already been admitted to any Institution, the admission of the candidate may also be cancelled.

Physical Disability certificate (Unique Disability Identification (UDID)) issued by the notified medical authority needs to be uploaded in the Online Application Form of JEE (Main) – 2026.

3. The NTA does not guarantee any change in the category or sub-category (PwD/PwBD status) after the submission of the Online Application Form, and in any case, no change will be entertained by NTA after the declaration of NTA Score for JEE (Main) - 2026. The category/sub-category (PwD/PwBD status) entered in the JEE (Main) Database by the candidate will be used for the JEE (Advanced). Therefore, the candidates are advised to fill in the category/sub-category column very carefully.
4. The extent of “specified disability” in a person shall be assessed in accordance with the “Guidelines for the purpose of assessing the extent of specified disability in a person included under the Rights of Persons with Disabilities Act, 2016.
5. Candidates must note that the benefit of reservation will be given to them subject to verification of documents. If it is discovered at any stage that a candidate has used a false/fake/incorrect document or has furnished false, incorrect or incomplete information, in order to avail the benefit of reservation, then such a candidate shall be excluded from all admission processes. In case such a candidate has already been given admission, the admission shall stand cancelled.

4.3 Reservation Policy of State Government

In the case of the Institutes run/aided/recognized by State Governments, the reservation policy of the respective State Governments shall be applicable.

Note - 4.3

1. The benefit of reservation for admission to NITs/ IITs and CFTIs shall be given only to those classes/castes/tribes which are in the respective Central List published by the Government of India from time to time.
2. The benefit of reservation will be given only to those castes and tribes that are mentioned in the respective central list of corresponding states published by the Government of India (websites: <http://socialjustice.nic.in> and <https://ncst.nic.in>).

CHAPTER – 5

CONDUCT OF EXAMINATION

The Cities where the JEE (Main) – 2026 Session 1 will be conducted are given in Appendix -VI. While applying, candidates can select up to a maximum of four cities of their choice within the States provided in their Present and Permanent Address. All efforts will be made to allot the city of Examination to the candidates in order of choice opted by them in their online Application Form. However, due to administrative/logistic reasons, a different city can be allotted.

In case, there are very few candidates from a City, the NTA reserves the right to merge one, two or more cities.

The decision of the NTA regarding the allotment of the City/Centre shall be final. No further correspondence or request shall be entertained in such a case.

While filling up the Online Application Form, candidates can select maximum four Convenient Cities from Appendix - VI as their Choice of Cities for the exam Centre in order of their priority. Choice of Centre Cities will be limited to the **State of Permanent Address or State of Present Address** only and in certain cases, only one option may also be available based on the address criteria.

In case of foreign candidates also, Choice of Cities will be based on their Present and Permanent address from Appendix -VI for the exam Centre in order of their priority.

For convenience, the candidates may select their own city or neighbouring cities in their State of Residence or permanent address only. NTA will not be responsible for any inconvenience due to the incorrect selection of cities by the candidates.

In case, the number of candidates opting for a city as a Centre with a regional language is less than a certain minimum, candidates may be allotted a Centre in another city irrespective of the city opted by the candidates for appearing in the examination.

Though every effort will be made to allot a Centre in one of the cities selected by the candidate, the NTA reserves the right to allot a Centre in a city other than the candidate's choice.

Allotment of Centres will be done mostly in one of the preferred cities of the candidates and there will be no human intervention.

Note 5.1 –: All efforts will be made by NTA to consider the comfort and convenience of candidates, including PwD/ PwBD Candidates while allotting Centres.

The e-Admit Card will be issued provisionally to the candidates through the NTA website: <https://jeemain.nta.nic.in/>, subject to the fulfillment of the eligibility conditions and receipt of the prescribed application fee by NTA.

The candidate has to download the Admit Card from the NTA website. The candidate will appear in the Examination at the given Centre on the date and shift/timing as indicated in his/her e-Admit Card.

No candidate will be allowed to appear at the Examination Centre, on the date and shift/time other than that allotted to them on their Admit Card.

In case a candidate is unable to download his/ her Admit Card from the website, he/ she should approach the NTA Help Line Number: 011-40759000 between 10.00 A.M. to 05.00 P.M.

The candidates are advised to read the instructions on the Admit Card carefully and strictly follow them during the examination.

In case of any discrepancy in the particulars of the candidate or his/her photograph and signature shown in the e-Admit Card and Confirmation Page, the candidate may immediately approach the NTA Help Line from 10:00 A.M. to 05:00 P.M. In such a case, the candidate should appear in the Examination with the already downloaded Admit Card. However, NTA will take necessary action to make corrections in the record later.

Note – 5.2:

1. Any candidate reporting at the centre after the gate closing time will not be permitted to appear for the Examination and any act of forceful entry or any representation/argument with the exam functionaries will lead to consideration of the act by the candidate as UFM.
2. The Candidates may note that Admit Card will not be sent by post.
3. In no case, the duplicate Admit Card for Joint Entrance Examination (Main) - 2026 would be issued at the Examination Centres.
4. The candidates must not mutilate the Admit Card or change any entry made therein. Any intentional act to bring in any change or tampering of Admit Card if noticed, will be considered as UFM.
5. Candidates are advised to preserve their Admit Card in good condition for future reference.
6. No Admit Card shall be issued to the candidates whose applications are found to be incomplete for any reasons (including indistinct/ doubtful photographs/unsigned Applications) or who do not fulfill the eligibility criteria for the Examination.
7. Issue of Admit Card, however, shall not necessarily mean acceptance of eligibility which shall be further scrutinized at subsequent stages of the admission process.
8. The candidates are advised to check their registered Email ID's regularly and reply to any clarification sought by NTA during the entire cycle of Examination.

5.3 Schedule of Examination

Dates of Examination	Session 1: Between 21 January 2026 and 30 January 2026		
	Session 2: Between 02 April 2026 and 09 April 2026 (Exact date, shift, and city of examination for Paper 1: B.E./B. Tech and Paper 2A: B. Arch and Paper 2B: B. Planning will be made available to the Candidates on their Admit Cards)		
Mode of Examination	Paper 1: B.E. / B. Tech	“Computer Based Test (CBT)” mode only	
	Paper 2A: B.Arch.	Part-I: Mathematics and Part-II: Aptitude Test in Computer Based Test (CBT) mode only	
		Part-III: Drawing Test in “Pen and Paper” (offline) mode, to be attempted on a Drawing sheet of A4 size.	
	Paper 2B: B. Planning	Part-I: Mathematics Part-II: Aptitude Test Part-III: Planning Based MCQs in “Computer Based Test (CBT)” mode only	
Timing of Examination	Duration of Examination	First Shift	Second Shift
	3 Hours (Paper 1, 2A, 2B)	09.00 A.M. to 12.00 Noon (IST)	03.00 P.M. to 06.00 P.M. (IST)
	3 Hours 30 Minutes (Paper 2A & 2B)	09.00 A.M. to 12.30 P.M. (IST)	03.00 P.M. to 06.30 P.M. (IST)
Entry in the Examination Centre/ Hall/ Room, frisking, biometric registration/ record of manual attendance by Invigilator, document verification/ cross-checking of Admit Card, signature, and photo match to be completed by Invigilator, etc.	07.00 A.M. to 08.30 A.M.		01.00 P.M. to 02.30 P.M.
Instructions by the Invigilator(s)	08.30 A.M. to 08.50 A.M.		02.30 P.M. to 02.50 P.M.
Candidates log in to read instructions	08.50 A.M.		02.50 P.M.
Test Commences	09.00 A.M.		03.00 P.M.

*Note – 5.3: *Compensatory time for PwD/PwBD Candidates of 20 minutes for a one-hour Examination will be given to those who are eligible for Scribe.*

5.4 Important Instructions for the Candidates

1. Candidates are advised to report at the Examination Center well on time i.e. 02 hours before the commencement of the Examination.
2. Candidates should take their seats immediately after the opening of the Examination Hall. If the candidates do not report before the gate closing time due to any reason i.e. traffic jam, train/bus delay, etc., they will not be permitted to appear in the Examination since they did not reach the centre as per the pre-intimated time. No representation will be entertained for such candidates who report late at the Examination centre. The NTA shall not be responsible for any delay of the candidate to reach the Examination Centre in any way.
3. The candidate must show, on-demand, the Admit Card downloaded/ printed from the NTA website for admission in the Examination centre/ room/ hall. The Test Centre Staff on duty is authorized to verify the identity of candidates and may take steps to verify and confirm the identity credentials. Candidates are requested to extend their full cooperation. Candidates who do not possess valid Admit Card and authorized Photo IDs shall not be permitted to take the examination under any circumstances by the Centre Superintendent.
4. A seat indicating Roll Number will be allotted to each candidate. Candidates should find and sit in their allocated seats only. In case a candidate ventures to change his/her seat and does not sit on the allotted seat, the act will be considered as UFM and he/she may face cancellation of candidature or debarment as per relevant clause of UFM. No plea would be entertained in this regard.
5. The candidate should ensure that the Question Paper available on the computer is as per candidate opted subject indicated in the Admit Card. In case, the subject of the Question Paper is other than candidate opted subject, the same may be brought to the notice of the Invigilator concerned.
6. The candidates may approach the Centre Superintendent/Invigilator in the room for any technical assistance, first aid emergency, or any other information during the course of the examination.
7. For any queries or issues regarding the Computer Based Test, the candidates may contact on Helpline Numbers available on the Joint Entrance Examination (Main) website or refer to Appendix VIII of the Information Bulletin.
8. In case a candidate, by furnishing false information, appears in more than one shift/date, the candidate will be considered as UFM and will be treated as per relevant clause of UFM including cancellation of candidature or debarment for up to 3 years.
9. For those who are unable to appear on the scheduled date/shift and pre-intimated time of the test for any reason, no opportunity for re-test will be provided by the NTA under any circumstances.
10. All Candidates shall ensure that the information (like his/her name, mother's name, father's name, gender, date of birth, category, PwD/PwBD status, mobile number, e-mail address, photograph, signature and choice of cities for examination Centre, etc.) provided by them in their online Application Form is correct. Candidates are advised to exercise the utmost care in filling up the correct details in the Online Application Form. Any request for change in the particulars and uploaded scanned images at any stage will not be considered by NTA under any circumstances. NTA will not entertain the corrections sent by the candidate through Post/Fax/WhatsApp/E-mail/by Hand.
11. Candidates are NOT allowed to carry Instruments, Geometry or Pencil box, Handbag, Purse, any kind of Paper/ Stationery/ Textual material (printed or written material), Eatables and Water (loose or packed), Mobile Phone/ Earphone/ Microphone/ Pager, Calculator, DocuPen, Slide Rules, Log Tables, Camera, Tape Recorder, Electronic Watches with facilities of calculator, any metallic item or electronic gadgets/ devices in the Examination Centre/ Hall/Room.
12. Candidates are requested to retain both hard and soft copies of the Confirmation Page, Admit Card, and Scorecard of the JEE (Main) – 2026 as the same will not be available after 31 July 2026.

13. Candidates MUST carry the following documents on the day of Examination at the test centre. In the absence of these documents, candidates will not be allowed to appear for the Examination.

- a. Print copy of Admit Card along with Self Declaration (Undertaking) downloaded from the NTA Website (a clear printout on A4 size paper) duly filled in.
- b. One passport size photograph (same as uploaded on the Online Application Form) for pasting on the specific space in the Attendance Sheet at Centre during the Examination.
- c. Any one of the authorized photo IDs (must be original, valid, and non-expired) – valid School Identity Card/ PAN card / Voter ID/ Passport/ Aadhaar Card (with photograph)/ e-Aadhaar with photograph/ Class XII Board Admit Card with photograph/ Bank Passbook with Photograph.
- d. PwD/PwBD Certificate issued by the authorized medical officer, if claiming the relaxation under PwD/PwBD category or PwD/PwBD Certificate regarding physical limitation in an Examination to write as per Annexures given in Information Bulletin, if claiming the relaxation under PwD/PwBD category.
- e. **A simple transparent Ball Point Pen.**

14. For Rough work

All calculations/writing work is to be done only in the Rough Sheet provided at the Test Centre in the Examination Room/Hall and on completion of the test, candidates must hand over the Rough Sheets to the Invigilator on duty in the Room/Hall.

Candidate must write their Names and Application Number on the top of each Rough Sheet provided to him/her during the Examination. In case candidates are found swapping the rough sheets, they will be considered as UFM and appropriate action will be taken as per relevant clauses of UFM.

The rough sheets provided to the candidate will be collected by the invigilator and destroyed by shredding after the conduct of Examination.

Note - 5.4:

1. Candidates shall appear at their own cost at the Centre on the Date, Shift and Time as indicated in their Admit Card issued by the NTA. Under no circumstances the choice of cities for the Centre and shift provided in the Admit Card shall be changed.
2. Candidates are advised to update their details on Aadhaar Card with their recent Photograph, Name, Date of Birth, Gender, Address etc. (for updation in Aadhaar, please follow UIDAI Guidelines) for verification at the Examination Centre.
3. Sikh candidates are permitted to wear their religious articles i.e. "KARA' and "KIRPAN".

5.5 Unfair Means Practices and Breach of Examination Rules

5.5.1 Definition

Unfair Means Practice is an activity that allows a candidate to gain an unfair advantage over other candidates. It refers to any actions or behaviour by a candidate that violate Examination rules and compromise the integrity, fairness, or confidentiality of the Exam. It includes, but is not limited to-

- Being in possession/use of any item or article in the Exam Hall which has been prohibited or can be used for unfair practices, including any stationery item, communication device, Mobile Phone, Bluetooth device, smartwatch, calculator, electronic device, accessories, any items restricted by the Examination Agency or any other material or information relevant or not relevant to the Examination in the paper concerned;
- Engaging someone to write an Examination (impersonation) or preparing material for copying;
- Assisting other candidates to engage in malpractices, giving or receiving assistance of any kind directly or indirectly or attempting to do so;
- Contacting or communicating or trying to do so with any person, other than the Examination Staff, during the Examination time in the Examination Centre;
- Peeking and interacting, talking, whispering, cheating, writing on hands/desks, assisting others during the Exam;
- Passing answers or communicating through hand signals or gestures, looking at another student's screen;
- Threatening any of the officials connected with the conduct of the Examination or threatening any of the candidates;
- Using or attempting to use any other undesirable method or means in connection with the Examination;
- Manipulation, Locking and fabrication of online or Physical documents/Certificates viz. Admit Card, Self- Declaration, score card, Aadhaar Card or any certificates/documents issued by any Government authority etc.;
- Forceful entry in /exit from Examination Centre/Hall beyond the specified time;
- Use or attempted use of any electronic device after entering the Examination Centre;
- Affixing/uploading of wrong/morphed photographs/signatures on the Application Form/Admit Card/ Proforma;
- Passing on the rough paper with scribbling;
- Trying to hack the system, possession/use of USBs, hacking tools, cheating through Screen recording, taking photos/screenshots, Bluetooth devices, logging in with another person's credentials or fake ID, trying to hack the test software, tampering, pausing or altering test timer, sharing or leaking digital copies of questions
- Creating obstacles in the smooth and fair conduct of the Examination;
- Fidgeting and looking here and there;
- In possession of bits of written/ printed paper;
- Any candidate with more than one Application Number (more than one SCORE CARDS) will be treated as UFM, even if found at a later stage, and strict action will be taken against that Candidate;
- Producing/uploading manipulated Disability Certificate/ Medical Certificate or Documents;
- Breaching Examination rules or any direction issued by NTA in connection with various Examination from time to time;
- Any other malpractices declared as Unfair Means by the NTA;
- An offence punishable under the Public Examinations (Prevention of Unfair Means) Act, 2024.

5.5.2 Punishment for using Unfair Means Practices

During the course of, before, or after the Examination if a candidate indulges in any of the above or similar practices, he/she shall be deemed to have used unfair practices and booked under the Unfair Means case UFM. A Committee will be constituted to review all UFM cases.

NTA reserves the rights to take appropriate action as per the procedures & norms and punishment or punitive actions will be taken based on the nature of offence.

The candidate may be debarred up to 3 years in the future and shall also be liable *for criminal action* and /or any other action as deemed fit. No representation in this regard will be entertained by the NTA.

5.5.3 Cancellation of Result

The result of JEE (Main) - 2026 of the candidate(s) who indulge in Unfair Means Practices will be cancelled and will not be declared. Similarly, the result of those candidates who appear from the Centre other than the one allotted to them or allow another candidate/person to write the examination on his behalf will be cancelled. **Any candidate who appears in a Session more than once will lead to cancellation of his/ her candidature and will be debarred as per relevant UFM clause.** No plea will be entertained in this regard.

5.6 Answer Key and Challenges

5.6.1 Display of Answer Key for Challenges

1. The NTA will display the Provisional Answer Key of the questions along with the recorded Response of the candidate on the NTA website: <https://jeemain.nta.nic.in/>, with a Public Notice, issued to this effect on the said website, to provide an opportunity to the candidates to challenge the Provisional Answer Keys with a non-refundable online payment of ₹ 200/- per question challenged as processing charges. The provisional Answer Keys are likely to be displayed for **two to three days**.
2. Only paid challenges made during the stipulated time through the key challenge link will be considered. Challenges without justification/evidence and those filed on any other medium other than the prescribed link will not be considered.
3. The NTA decision on the challenges shall be final and no further communication will be entertained. NTA will not inform the Candidates individually about the outcome of the challenges made.
4. The subject experts will examine all the challenges received and then a final answer key will be displayed and declared.
5. The result will be compiled based on the final answer key declared on NTA website. No grievance with regard to answer key(s) and recorded response(s) after the declaration of result/NTA Score of JEE (Main) - 2026 will be entertained.

5.6.2 Display of Question Paper attempted and Recorded Responses

The NTA will display the recorded responses and Question Papers attempted by the candidates on the NTA website <https://jeemain.nta.nic.in/> prior to the declaration of the result / NTA Score. The recorded responses are likely to be displayed for **two to three days**. The candidates are advised to download their Response Sheet and retain a hard copy since the same will not be provided at a later stage.

5.7. JEE (Main) NTA Score for Paper-1 and Paper-2

Evaluation of multiple-choice questions for Paper-1 and Paper-2 will be carried out using final answer keys and the raw (actual) marks obtained by a candidate will be considered for computation of the result of JEE (Main) – 2026. In Paper 2(A), the marks obtained by the candidates after digital evaluation of Drawing Test will be added to the total marks. For multi-shift papers, raw (actual) marks obtained by the candidates in different shifts/sessions will be converted to NTA Score.

The detailed procedure for the compilation of the NTA Score is available on the NTA Website and also in the Appendix-VII of the Information Bulletin.

5.7.1 Compilation and display of Result of Paper-1 of JEE (Main) - 2026

a) Compilation and display of NTA Score for Session 1 of Paper-1:

The Session 1 of JEE (Main) - 2026 Paper-1 will be conducted in multi-shifts, and the NTA scores will be calculated corresponding to the raw (actual) marks obtained by a candidate. The calculated NTA scores for all the registered candidates will be declared on the website. This will comprise the NTA scores for each of the three subjects (Mathematics, Physics and Chemistry) and the total in B.E. / B. Tech of Session 1 of Paper 1 of JEE (Main) – 2026.

b) Compilation of NTA Score for Session 2 of Paper-1:

Similarly, Session 2 of JEE (Main) - 2026 Paper-1 will be conducted in multi-shifts, and NTA scores will be calculated corresponding to the raw (actual) marks obtained by a candidate. The calculated NTA scores for all the registered candidates will comprise the two NTA scores for each of the three subjects (Mathematics, Physics and Chemistry).

c) Compilation and display of results including overall Merit List/Ranking of Paper 1:

The NTA scores for each of the candidates in Total in Paper-1 for Session 1 as well as for Session 2 of JEE (Main) - 2026 will be merged for the compilation of results and preparation of the overall Merit List/Ranking. The best of the two NTA Scores in Total (and not in individual subject) will be considered for further processing for those candidates who appeared in both sessions.

In case of a tie, i.e. when two or more candidates obtain equal Total NTA Score in JEE (Main) - 2026, the inter-se merit of such candidates shall be determined as per “Method of resolving ties” given in Chapter 2 for Paper 1[2.4 (5)].

The NTA scores and rank of Paper-1 of JEE (Main) – 2026 for all candidates who appeared in Session 1 as well as in Session 2 for JEE (Main) - 2026 will be declared on the NTA website. This shall comprise the NTA scores obtained by the candidate in Session 1, NTA scores obtained in Session 2, and NTA scores for those who appeared in both sessions (best of the two Total NTA scores) along with the status of those who qualify for appearing in JEE (Advanced) – 2026 is provided subject to other conditions of eligibility being met. The rank shall comprise the All India rank and the All India category rank.

Note 5.7.1: The Score Card of candidates will be generated as per their Names in the 10th Certificate/ Mark sheet.

5.7.2 Compilation and display of Result of Paper-2A (B. Arch) and Paper-2B (B. Planning) of JEE (Main)-2026

a) Compilation and display of NTA Score for Session 1 of Paper 2A or Paper 2B:

Since JEE (Main) - 2026 Paper-2A (B. Arch) or Paper-2B (B. Planning) will be conducted in two sessions, NTA scores will be calculated corresponding to the raw (actual) marks obtained by a candidate. The calculated NTA scores for all the shifts of Session-1 will be declared on the website. This will comprise the NTA scores for each of the three parts (Mathematics, Aptitude Test and Drawing Test or Planning Based Test) and the total in Paper 2A (B. Arch) or Paper

2B (B. Planning) of Session 1 of JEE (Main) – 2026.

- b) Compilation of NTA Score for Session 2 of Paper 2A (B. Arch) or Paper 2B (B. Planning): Similarly, the NTA score of Session 2 of JEE (Main) - 2026 Paper 2A (B. Arch) or Paper 2B (B. Planning) will be calculated corresponding to the raw (actual) marks obtained by a candidate in that session. The calculated NTA scores for all the shifts will comprise the NTA scores for each of the three parts (Mathematics, Aptitude Test, and Drawing Test or Planning Based Test) and the total in Paper 2A (B. Arch) or Paper 2B (B. Planning) of Session 2 of JEE (Main) – 2026.
- c) Compilation and display of results including overall Merit List/ Ranking of Paper 2A (B. Arch) or Paper 2B (B. Planning):

The NTA scores for each of the candidates in Total in Paper 2A (B. Arch) or Paper 2B (B. Planning) for Session 1 as well as for Session 2 of JEE (Main)-2026 will be merged for compilation of results and preparation of overall Merit List/Ranking. The best of the two NTA Scores in Total (and not in individual subject) will be considered for further processing for those candidates who appeared in both sessions.

In case of a tie, i.e. when two or more candidates obtain equal Total NTA Score in JEE(Main)-2026, inter-se merit of such candidates shall be determined as per “Method of resolving ties” given in Chapter- 2 for Paper-2A (B. Arch) and Paper-2B (B. Planning).

The NTA scores and rank of Paper-2A (B. Arch) or Paper-2B (B. Planning) of JEE (Main) – 2026 for all candidates who appeared in Session 1 as well as in Session 2 for JEE (Main) - 2026 will be declared on the NTA website. This shall comprise the NTA scores obtained by the candidate in Session 1, NTA scores obtained in Session 2 and NTA scores for those who appeared in both sessions (best of the two Total NTA scores). The rank shall comprise the All India rank and All India category rank.

A copy of the Final NTA Score of JEE (Main) – 2026 will be sent to the registered e-mail address of the Candidates.

Note 5.7.2 –:

- 1 The All India Rank shall be compiled and declared after conduct of Session 2 of JEE (Main) - 2026 Examination.
- 2 No Score/Rank Card will be dispatched to the candidates and the candidates are advised to download their Score/Rank Cards from the JEE (Main) website: www.nta.ac.in/, <https://jeemain.nta.nic.in/> only.
- 3 Only the All India Rank (AIR) is used for admissions through Central Seat Allocation Board (CSAB)/Joint Seat Allocation Authority (JoSAA) to NITs/ IIITs/ CFTIs/ SFIs/ Others.
- 4 All participating Institutions that do not use the Centralized Seat Allocation Process will prepare their own ranking based on the performance in JEE (Main) - 2026 and other criteria as decided by them.
- 5 **The National Testing Agency (NTA) is an examination conducting body and not an admission giving authority.** Therefore, NTA does not collect the information regarding the total number of seats available in the institutions or the eligibility and reservation criteria followed by the institutions.

5.7.3 Re-evaluation / Re-checking of Result

There shall be no re-evaluation/re-checking of the result. No correspondence in this regard shall be entertained.

5.7.4 Use of score of JEE (Main) – 2026 by other Organizations

The merit list / scores / result of JEE (Main) – 2026 may be utilized by other Entities of Central / State Governments with their eligibility criteria / norms / applicable regulations / guidelines / rules.

5.8. Admission

The Admission Policy, as announced by the Competent Authority of the admitting institutes, shall be followed at the time of admission. The Candidates are advised to satisfy themselves about their Eligibility for Admission from the respective websites of admitting authorities.

For admission to NITs, IIITs, CFTIs, SFIs, State Engineering Colleges in the Participating States, and Other Participating Institutions, the recommendations submitted by CSAB 2025 are as under:

“5.8.1 Eligibility for Admission to NIT+ System i.e. NITs, IEST, IIITs (Triple-I-Ts), and Other-GFTIs participating through JoSAA/CSAB

The candidates seeking admission to NIT+ System must have passed class XII (or equivalent) Board examination with a minimum of five subjects and secured at least 75% aggregate marks [for SC, ST, and PwD candidates should be at least 65%] of these five subjects OR must have passed class XII (or equivalent) Board examination with a minimum of five subjects and be within the category-wise (category as per the central list <https://www.ncbc.nic.in>, <https://socialjustice.gov.in>, and <https://ncst.nic.in>) top 20 percentile of successful candidates in their respective Class XII (or equivalent) board examination.

The detailed eligibility criteria for admission to NIT+ System are mentioned in the JoSAA Business Rules/CSAB Information Brochure. For eligibility details, candidates may refer to the websites <https://josaa.nic.in/> and <https://csab.nic.in/>.

Subject combinations required in the qualifying examination for admission to various programs based on ranks secured in Paper 1/2A/2B in NIT+ System shall be as follows.

Course	Subjects Requirement for Class XII / Equivalent qualifying Examination
Programs based on Paper 1 rank	Passed the qualifying examination with Physics, Mathematics, a language, one from the Chemistry/Biotechnology/Biology/Technical Vocational subject, and any subject other than the above four.
Programs based on Paper 2A rank	Passed the qualifying examination with Physics, Chemistry, Mathematics, and two more subjects other than the above three.
Programs based on Paper 2B rank	Passed the qualifying examination with Mathematics and four other subjects.

For all seat allocation-related procedures/queries, the candidates are advised to refer to the websites of Joint Seat Allocation Authority (JoSAA) and Central Seat Allocation Board (CSAB) after the declaration of result/ranks of JEE (Main) - 2026.

NOTE 5.8.1: JoSAA/CSAB authority explicitly reserve the right to modify the eligibility criteria, seat allocation rules, and related procedures at any time, based on administrative, academic, or policy considerations.

5.8.2 Eligibility for Admission to Other Institutions

The policy mentioned in Section 5.8.1 could also be adopted by other Technical Institutions participating in counselling through JoSAA/CSAB. In case a State opts to admit students to the engineering Colleges affiliated with State Universities, the State may prepare a separate rank list based on criteria decided by them.

For B. Plan., the candidates should have passed the qualifying examination with at least 50% marks in Mathematics and 50% marks in aggregate of the qualifying examination.

As per the Gazette of India dated: 19 July 2023, F. No. CA/498/2023/MSAE (Regulations), the eligibility criteria for B.Arch. has been updated as mentioned below:

“No candidate shall be admitted to architecture course unless she/he has passed 10+2 or equivalent examination with Physics and Mathematics as compulsory subjects along with either Chemistry or Biology or Technical Vocational subject or Computer Science or Information Technology or Informatics Practices or Engineering Graphics or Business Studies with at least 45% marks in aggregate or passed 10+3 Diploma Examination with Mathematics as compulsory subject with at least 45% marks in aggregate.”

Note 5.8.2:

- 1. Institutes may have their own eligibility criteria, seat allocation rules and admission process.*
- 2. The letters / e-mails / grievances / queries / RTI applications / Court cases pertaining to admission related matters/procedures will not be entertained by NTA. The same may be addressed to the concerned Counseling/Authorities/Admitting Institutions. “*

Note 5.8: NTA is responsible only for conduct of JEE (Main) Examination and not for admission to NIT+ system or any other institutions.

5.8.3 Seat Allocation Process and Admission Procedure

Candidates shall be offered admission based on their choices and All India Ranks of JEE (Main) - 2026 through a Seat Allocation Process to be announced later by CSAB/ JoSAA. The authentication/ verification of relevant documents in support of identification, date of birth, qualifying examination, State of eligibility, category and disability (if any) of the qualifying candidates would be done at the time of the Seat Allocation/ admission process. On failing to produce any of the authentic documents, the candidate may not be considered for admission.

Gen-EWS, SC, ST, OBC and PwD/PwBD candidates will be required to produce the original certificate as per prescribed formats issued by the competent authority at the time of the Seat Allocation/admission process failing which they will not be considered for admission.

5.8.4 Eligibility Criteria for Indian Nationals Appearing in JEE (Advanced) – 2026

Candidates should be among the top 2, 50, 000 successful candidates (including all categories) in B.E./B.Tech. Paper of JEE (Main) – 2026. The candidate may refer JEE (Advanced) website <https://jeeadv.ac.in/> for the latest information.

5.9. Correspondence with NTA

All the correspondence should preferably be addressed by e-mail. The email query shall be addressed only if it is not anonymous and contains the name, application number, postal address and contact number of the sender. An email containing vague or general queries and other queries as contained in the Information Bulletin shall not be entertained. Queries shall not be entertained from a person claiming to be representatives, associates or officiates of the applicant candidate. The following information shall not be revealed by phone or email:

- a. Internal documentation/status.
- b. The internal decision-making process of NTA. Any claim/counterclaim thereof.
- c. Dates and venue of internal meetings or name of the staff/officers dealing with it.
- d. Any information which cannot be revealed in the opinion of NTA.

5.10. Weeding Out Rules

The records of Joint Entrance Examination JEE (Main) - 2026 will be preserved up to **90 days from the date of declaration of result.**

5.11 Legal Jurisdiction

All disputes pertaining to the conduct of the JEE (Main) – 2026 Examination including Results shall fall within the **jurisdiction of Delhi/New Delhi** only. Further, any grievance/representation arising out of the Result shall be entertained only when raised within 30 days from the declaration of the result. Further, the copy of the Legal Notice or Writ Petition/ Petition/Appeal/ Reply may be served to NTA only through: legal@nta.ac.in

5.12 RTI

Information uploaded on the website shall not be provided to the candidate or any other person under R.T.I. Act, 2005. The information uploaded on the website shall remain for a specific period only. Therefore, the candidates are advised to download the uploaded information and keep it with them for the future. In due course of examination or in the midway of process, neither any application under the Right to Information Act, 2005 shall be entertained nor will information be provided.

Procedure for Online Payment of Fees and Helpline for Payment-Related Queries

After completing Step 2 of the **Online** Application Form, the candidate may remit the examination fee (**Step 3**) in the following manner:

- Check the validity of the Debit/ Credit Card and keep it ready with you while logging on to the website for submitting the Application Form. The candidates should enter the information asked for and make payment through a Debit/ Credit Card.
- Through Net Banking, check the balance in your account and keep all credentials ready with you while logging on to the website for making payments. The candidates should log in with his/ her credentials of net banking and make payments accordingly.
- For payment through a UPI Service, check whether there is a requisite balance in the Bank Account/ Wallet to which the concerned UPI is linked.

The prescribed Examination Fee (please see the Information at a Glance) can be paid through any Bank/Payment Gateway of ICICI/ HDFC/ Canara/ SBI Banks in any Payment Mode [service/processing charges per transaction and GST as applicable are to be borne by the candidate].

Note: In case, the fee payment status is not 'OK', or the Confirmation Page of the Online Application is not generated after fee payment (completion of Step 3) of the candidate is advised to contact the helpline number/email of the concerned Bank/ Payment Gateway Integrator, as mentioned below:-

(a) If Paying through HDFC Bank:

Level	Name	Email ID	Contact Number
1	PG Service	Pg.service@hdfcbank.com	
2.	Pradeep Yadav	Pradeep.yadav10@hdfcbank.com	9625622301
3.	Vivek Chandra	Vivek.chandra@hdfcbank.com	7838748226

(b) If Paying through State Bank of India (SBI):

Level	Name	Email ID	Contact Number
1.	Helpdesk3	Sbi.00727@sbi.co.in	011-26391804
2.	Customer Care	agmcustomer.lhodel@sbi.co.in	1800112211
3.	Through SMS	-	8008202020

(c) If paying through Canara Bank:

Level	Name	Email ID
1.	Help Desk	pgsupport@billdesk.com ; dssrodel@canarabank.com ; tmscodel@canarabank.com ; cb0268@canarabank.com ;
2.	Complaint Management Services	pgsupport@billdesk.com dssrodel@canarabank.com ; tmcodel@canarabank.com ; cb0268@canarabank.com
3.	Customer Care	pgsupport@billdesk.com dssrodel@canarabank.com ; tmcodel@canarabank.com ; cb0268@canarabank.com

(d) If Paying through ICICI Bank:

Level	Name	Email ID	Contact Number
1.	Customer support Helpline number (9AM to 6PM)	pgsupport.ind@worldline.com	18602332332

Appendix -II

SEC. 1]

THE GAZETTE OF INDIA EXTRAORDINARY

33

THE SCHEDULE

[See clause (zc) of section 2]

SPECIFIED DISABILITY

1. Physical disability.—

A. Locomotor disability (a person's inability to execute distinctive activities associated with movement of self and objects resulting from affliction of musculoskeletal or nervous system or both), including—

(a) "leprosy cured person" means a person who has been cured of leprosy but is suffering from—

(i) loss of sensation in hands or feet as well as loss of sensation and paresis in the eye and eye-lid but with no manifest deformity;

(ii) manifest deformity and paresis but having sufficient mobility in their hands and feet to enable them to engage in normal economic activity;

(iii) extreme physical deformity as well as advanced age which prevents him/her from undertaking any gainful occupation, and the expression "leprosy cured" shall construed accordingly;

(b) "cerebral palsy" means a Group of non-progressive neurological condition affecting body movements and muscle coordination, caused by damage to one or more specific areas of the brain, usually occurring before, during or shortly after birth;

(c) "dwarfism" means a medical or genetic condition resulting in an adult height of 4 feet 10 inches (147 centimeters) or less;

(d) "muscular dystrophy" means a group of hereditary genetic muscle disease that weakens the muscles that move the human body and persons with multiple dystrophy have incorrect and missing information in their genes, which prevents them from making the proteins they need for healthy muscles. It is characterised by progressive skeletal muscle weakness, defects in muscle proteins, and the death of muscle cells and tissue;

(e) "acid attack victims" means a person disfigured due to violent assaults by throwing of acid or similar corrosive substance.

B. Visual impairment—

(a) "blindness" means a condition where a person has any of the following conditions, after best correction—

(i) total absence of sight; or

(ii) visual acuity less than 3/60 or less than 10/200 (Snellen) in the better eye with best possible correction; or

(iii) limitation of the field of vision subtending an angle of less than 10 degree.

(b) "low-vision" means a condition where a person has any of the following conditions, namely:—

(i) visual acuity not exceeding 6/18 or less than 20/60 upto 3/60 or upto 10/200 (Snellen) in the better eye with best possible corrections; or

(ii) limitation of the field of vision subtending an angle of less than 40 degree up to 10 degree.

C. Hearing impairment—

(a) "deaf" means persons having 70 DB hearing loss in speech frequencies in both ears;

(b) "hard of hearing" means person having 60 DB to 70 DB hearing loss in speech frequencies in both ears;

D. "speech and language disability" means a permanent disability arising out of conditions such as laryngectomy or aphasia affecting one or more components of speech and language due to organic or neurological causes.

2. Intellectual disability, a condition characterised by significant limitation both in intellectual functioning (reasoning, learning, problem solving) and in adaptive behaviour which covers a range of every day, social and practical skills, including—

(a) "specific learning disabilities" means a heterogeneous group of conditions wherein there is a deficit in processing language, spoken or written, that may manifest itself as a difficulty to comprehend, speak, read, write, spell, or to do mathematical calculations and includes such conditions as perceptual disabilities, dyslexia, dysgraphia, dyscalculia, dyspraxia and developmental aphasia;

(b) "autism spectrum disorder" means a neuro-developmental condition typically appearing in the first three years of life that significantly affects a person's ability to communicate, understand relationships and relate to others, and is frequently associated with unusual or stereotypical rituals or behaviours.

3. Mental behaviour,—

"mental illness" means a substantial disorder of thinking, mood, perception, orientation or memory that grossly impairs judgment, behaviour, capacity to recognise reality or ability to meet the ordinary demands of life, but does not include retardation which is a condition of arrested or incomplete development of mind of a person, specially characterised by subnormality of intelligence.

4. Disability caused due to—

(a) chronic neurological conditions, such as—

(i) "multiple sclerosis" means an inflammatory, nervous system disease in which the myelin sheaths around the axons of nerve cells of the brain and spinal cord are damaged, leading to demyelination and affecting the ability of nerve cells in the brain and spinal cord to communicate with each other;

(ii) "parkinson's disease" means a progressive disease of the nervous system marked by tremor, muscular rigidity, and slow, imprecise movement, chiefly affecting middle-aged and elderly people associated with degeneration of the basal ganglia of the brain and a deficiency of the neurotransmitter dopamine.

(b) Blood disorder—

(i) "haemophilia" means an inheritable disease, usually affecting only male but transmitted by women to their male children, characterised by loss or impairment of the normal clotting ability of blood so that a minor would may result in fatal bleeding;

(ii) "thalassemia" means a group of inherited disorders characterised by reduced or absent amounts of haemoglobin.

(iii) "sickle cell disease" means a hemolytic disorder characterised by chronic anemia, painful events, and various complications due to associated

Sec. 1]

THE GAZETTE OF INDIA EXTRAORDINARY

35

tissue and organ damage; "hemolytic" refers to the destruction of the cell membrane of red blood cells resulting in the release of hemoglobin.

5. Multiple Disabilities (more than one of the above specified disabilities) including deaf blindness which means a condition in which a person may have combination of hearing and visual impairments causing severe communication, developmental, and educational problems.

6. Any other category as may be notified by the Central Government.

DR. G. NARAYANARAJU,
Secretary to the Govt. of India.

Appendix - III

(Ministry of Social Justice & Empowerment, Govt. of India Office memorandum No F. No. 34-02/ 2015-DD-III dated 29 August 2018)

Certificate regarding physical limitation in an Examinee to Write

This to certify that, I have examined Mr/ Ms/ Mrs_____ (Name of the candidate with disability), a person with _____ (nature and percentage of disability as mentioned in the certificate of disability), S/ o/ D/ o _____ a resident of _____ (Village/ District/ State) and to state that he/ she has physical limitation which hampers his/her writing capabilities owing to his/ her disability.

Signature

Chief Medical Officer/ Civil Surgeon/ Medical Superintendent of a

Government health care institution

Name & Designation.

Name of Government Hospital/Health Care Centre with Seal

Place:

Date:

Note:- Certificate should be given by a specialist of the relevant stream/ disability (eg. Visual impairment — Ophthalmologist, Locomotor disability — Orthopedic specialist/ PMR).

Appendix – IV (Less than 40 %)

(Ministry of Social Justice & Empowerment, Govt. of India F. No. 29-6/2019-DD-III dated 10 August 2022)

Certificate for Person with Specified Disability covered under the definition of Section 2 (s) of the RPwD Act, 2016 but not covered under the definition of Section 2(r) of the said Act, i.e. persons having less than 40% disability and having difficulty in writing

This is to certify that, we have examined Mr/Ms/Mrs (Name of the candidate), S/o /D/o, a resident of (Vill/PO/ PS/ District/ State), aged yrs, a person with (nature of disability/condition), and to state that he/ she has limitation which hampers his/her writing capability owing to his/her above condition. He/she requires support of scribe for writing the examination.

2. The above candidate uses aids and assistive device such as prosthetics & orthotics, hearing aid (name to be specified) which is /are essential for the candidate to appear at the examination with the assistance of scribe.

3. This certificate is issued only for the purpose of appearing in written examinations conducted by recruitment agencies as well as academic institutions and is valid upto _____ (it is valid for maximum period of six months or less as may be certified by the medical authority)

Signature of Medical Authority

(Signature & Name)	(Signature & Name)	(Signature & Name)	(Signature & Name)	(Signature & Name)
Orthopedic / PMR specialist	Clinical Psychologist/ Rehabilitation Psychologist/Psychiatrist / Special Educator	Neurologist (if available)	Occupational therapist (if available)	Other Expert, as nominated by the Chairperson (if any)
(Signature & Name)				
Chief Medical Officer.....	Medical Officer/Civil Surgeon/Chief District Medical			Chairperson

Name of Government Hospital/Health Care Centre with Seal

Place:

Date:

Letter of Undertaking for using Own Scribe

I _____, a candidate with _____ (nature of disability/condition) appearing for the _____(name of the examination) bearing Roll No. _____ at _____ (name of the centre) in the District _____, _____ (name of the State). My educational qualification is _____.

2. I do hereby state that _____ (name of the scribe) will provide the service of scribe for the undersigned for taking the aforementioned examination.

3. I do hereby undertake that his qualification is _____. In case, subsequently it is found that his qualification is not as declared by the undersigned and is beyond my qualification. I shall forfeit my right to the post or certificate/diploma/degree and claims relating thereto.

(Signature of the candidate)

(Counter Signature by the parent/guardian, if the candidate is minor)

Place:

Date:

List of Examination Cities for JEE (Main) - 2026

State-wise/UT-wise list of Cities in India and Abroad:-

JEE (Main) - 2026 will be conducted in the following Cities, provided there are sufficient numbers of candidates in the City.

STATE	CITY	CITY CODE
Arunachal Pradesh	Itanagar/Naharlagun	AL01
Assam	Guwahati	AM02
Assam	Jorhat	AM03
Assam	Silchar(Assam)	AM04
Assam	Tezpur	AM05
Assam	Dibrugarh	AM01
Andaman & Nicobar	Port Blair	AN01
Andhra Pradesh	Anantapur	AP01
Andhra Pradesh	Bhimavaram	AP03
Andhra Pradesh	Chittoor	AP05
Andhra Pradesh	Eluru	AP06
Andhra Pradesh	Guntur	AP07
Andhra Pradesh	Kadapa	AP08
Andhra Pradesh	Kakinada	AP09
Andhra Pradesh	Kurnool	AP10
Andhra Pradesh	Nellore	AP11
Andhra Pradesh	Ongole	AP12
Andhra Pradesh	Rajahmundry	AP13
Andhra Pradesh	Srikakulam	AP14
Andhra Pradesh	Tirupathi	AP16
Andhra Pradesh	Vijayawada	AP17
Andhra Pradesh	Visakhapatnam	AP18
Andhra Pradesh	Vizianagaram	AP19
Andhra Pradesh	Narasaraopet	AP20
Andhra Pradesh	Proddatur	AP21
Andhra Pradesh	Surampalem	AP23
Andhra Pradesh	Machilipatnam	AP27
Andhra Pradesh	Nandyal	AP29
Andhra Pradesh	Tadepalligudem	AP30
Andhra Pradesh	Adoni	AP33
Andhra Pradesh	Amalapuram	AP34
Andhra Pradesh	Madanapalle	AP35
Andhra Pradesh	Markapur	AP36
Andhra Pradesh	Puttur	AP37
Andhra Pradesh	Rayachoty	AP38
Andhra Pradesh	Tadpatri	AP39
Andhra Pradesh	Tiruvuru	AP40

STATE	CITY	CITY CODE
Bihar	Aurangabad(Bihar)	BR01
Bihar	Bhagalpur	BR02
Bihar	Darbhanga	BR04
Bihar	Gaya	BR05
Bihar	Muzaffarpur	BR06
Bihar	Patna	BR07
Bihar	Purnea	BR08
Bihar	Arrah	BR09
Bihar	Samastipur	BR12
Bihar	Bihar Sharif	BR38
Bihar	Sasaram	BR17
Chhattisgarh	Bilaspur(Chhattisgarh)	CG02
Chhattisgarh	Raipur	CG03
Chhattisgarh	Jagdalpur	CG08
Chhattisgarh	Bhilai Nagar/ Durg	CG01
Chhattisgarh	Ambikapur	CG04
Chandigarh	Chandigarh/ Panchkula	CH01
Daman & Diu	Diu	DD02
Delhi	Delhi/New Delhi	DL01
Dadra & Nagar Haveli	Silvassa	DN01
Gujarat	Ahmedabad	GJ01
Gujarat	Anand	GJ02
Gujarat	Jamnagar	GJ06
Gujarat	Junagadh	GJ07
Gujarat	Rajkot	GJ10
Gujarat	Surat	GJ11
Gujarat	Vadodara	GJ12
Gujarat	Mehsana	GJ08
Gujarat	Gandhinagar	GJ23
Gujarat	Bhuj	GJ17
Gujarat	Vapi	GJ34
Gujarat	Bardoli	GJ35
Gujarat	Bhavnagar	GJ03
Gujarat	Godhra	GJ24
Gujarat	Navsari	GJ15
Goa	Panaji/Madgaon/Margao	GO01
Himachal Pradesh	Hamirpur(Himachal Pradesh)	HP03
Himachal Pradesh	Shimla	HP06
Himachal Pradesh	Mandi	HP08
Himachal Pradesh	Una	HP09
Himachal Pradesh	Kullu	HP10
Himachal Pradesh	Bilaspur(Himachal Pradesh)	HP01
Himachal Pradesh	Kangra/Palampur	HP04

STATE	CITY	CITY CODE
Haryana	Ambala	HR01
Haryana	Gurugram	HR04
Haryana	Faridabad	HR03
Haryana	Hissar	HR05
Haryana	Kurukshetra	HR07
Jharkhand	Bokaro	JH01
Jharkhand	Dhanbad	JH02
Jharkhand	Jamshedpur	JH03
Jharkhand	Ranchi	JH04
Jharkhand	Hazaribagh	JH05
Jharkhand	Ramgarh	JH06
Jammu & Kashmir	Jammu	JK02
Jammu & Kashmir	Srinagar(J & K)	JK04
Jammu & Kashmir	Pulwama	JK06
Jammu & Kashmir	Samba	JK03
Jammu and Kashmir	Baramulla	JK01
Karnataka	Ballari	KK03
Karnataka	Belagavi(Belgaum)	KK02
Karnataka	Bengaluru	KK20
Karnataka	Davangere	KK06
Karnataka	Gulbarga/Kalaburgi	KK08
Karnataka	Hassan	KK09
Karnataka	Dharwad	KK10
Karnataka	Mangaluru(Mangalore)	KK12
Karnataka	Mysuru(Mysore)	KK14
Karnataka	Shivamoga(Shimoga)	KK15
Karnataka	Tumakuru	KK16
Karnataka	Chikmagalur	KK23
Karnataka	Hubli	KK27
Karnataka	Udupi/Manipal	KK17
Karnataka	Bidar	KK05
Karnataka	Chikaballapur	KK22
Kerala	Idukki	KL05
Kerala	Kannur	KL07
Kerala	Kasaragod	KL08
Kerala	Kollam	KL09
Kerala	Kottayam	KL11
Kerala	Kozhikode/Calicut	KL12
Kerala	Malappuram	KL13
Kerala	Palakkad	KL15
Kerala	Pathanamthitta	KL16
Kerala	Thiruvananthapuram	KL17
Kerala	Thrissur	KL18

STATE	CITY	CITY CODE
Kerala	Wayanad	KL19
Kerala	Alappuzha/Chengannur	KL01
Kerala	Ernakulam/Moovattupuzha	KL04
Lakshadweep	Kavaratti	LD01
Ladhak (UT)	Leh	LL01
Ladakh (UT)	Kargil	LL02
Meghalaya	Shillong	MG01
Meghalaya	Tura	MG04
Manipur	Imphal	MN01
Manipur	Churachandpur	MN03
Manipur	Kakching	MN04
Madhya Pradesh	Balaghat	MP01
Madhya Pradesh	Bhopal	MP03
Madhya Pradesh	Gwalior	MP06
Madhya Pradesh	Indore	MP07
Madhya Pradesh	Jabalpur	MP08
Madhya Pradesh	Sagar	MP12
Madhya Pradesh	Satna	MP13
Madhya Pradesh	Ujjain	MP15
Madhya Pradesh	Khandwa	MP29
Madhya Pradesh	Chhatarpur	MP24
Maharashtra	Ahilyanagar	MR01
Maharashtra	Akola	MR02
Maharashtra	Amravati	MR03
Maharashtra	Chhatrapati Sambhaji Nagar	MR04
Maharashtra	Chandrapur	MR09
Maharashtra	Dhule	MR10
Maharashtra	Jalgaon	MR13
Maharashtra	Kolhapur	MR14
Maharashtra	Latur	MR15
Maharashtra	Nagpur	MR17
Maharashtra	Nanded	MR18
Maharashtra	Nashik	MR19
Maharashtra	Pune	MR22
Maharashtra	Sangli	MR25
Maharashtra	Satara	MR26
Maharashtra	Solapur	MR27
Maharashtra	Thane	MR28
Maharashtra	Wardha	MR29
Maharashtra	Beed	MR30
Maharashtra	Bhandara	MR31
Maharashtra	Buldhana	MR32
Maharashtra	Ratnagiri	MR24

STATE	CITY	CITY CODE
Maharashtra	Parbhani	MR38
Maharashtra	Gadchiroli	MR40
Maharashtra	Jalna	MR42
Maharashtra	Mumbai/Navi Mumbai	MR16
Maharashtra	Kopergaon	MR44
Maharashtra	Pandharpur	MR45
Maharashtra	Raigad	MR23
Maharashtra	Sinnar	MR46
Mizoram	Aizawl	MZ01
Nagaland	Dimapur	NL01
Nagaland	Kohima	NL02
Odisha	Balasore (Baleswar)	OR02
Odisha	Berhampur / Ganjam	OR03
Odisha	Bhubaneswar	OR04
Odisha	Cuttack	OR05
Odisha	Dhenkanal	OR06
Odisha	Rourkela	OR08
Odisha	Sambalpur	OR09
Odisha	Angul	OR10
Odisha	Bhadrak	OR11
Odisha	Baripada/Mayurbanj	OR12
Odisha	Jajpur	OR13
Odisha	Kendrapara	OR14
Odisha	Kendujhar (Keonjhar)	OR15
Odisha	Puri	OR16
Odisha	Jagatsinghpur	OR17
Odisha	Jeypore(Odisha)	OR19
Odisha	Balangir	OR20
Odisha	Baragarh	OR21
Odisha	Rayagada	OR26
Odisha	Jharsuguda	OR22
Punjab	Amritsar	PB01
Punjab	Bhatinda	PB02
Punjab	Jalandhar	PB04
Punjab	Ludhiana	PB05
Punjab	Pathankot	PB07
Punjab	Patiala/Fatehgarh Sahib	PB08
Puducherry	Puducherry	PO01
Rajasthan	Ajmer	RJ01
Rajasthan	Alwar	RJ02
Rajasthan	Bikaner	RJ05
Rajasthan	Jaipur	RJ06
Rajasthan	Jodhpur	RJ07

STATE	CITY	CITY CODE
Rajasthan	Kota	RJ08
Rajasthan	Sikar	RJ09
Rajasthan	Sriganganagar	RJ10
Rajasthan	Udaipur	RJ11
Rajasthan	Bhilwara	RJ12
Rajasthan	Bharatpur	RJ16
Rajasthan	Dausa	RJ17
Rajasthan	Hanumangarh	RJ23
Sikkim	Gangtok	SM01
Tripura	Agartala	TA01
Telangana	Karimnagar	TL02
Telangana	Khammam	TL03
Telangana	Mahbubnagar	TL04
Telangana	Nalgonda	TL05
Telangana	Warangal	TL07
Telangana	Nizamabad	TL08
Telangana	Suryapet	TL09
Telangana	Siddipet	TL11
Telangana	Jagtial	TL15
Telangana	Kothagudem	TL17
Telangana	Hyderabad/Secunderabad	TL01
Telangana	Adilabad	TL12
Telangana	Kodad	TL25
Telangana	Peddapalli	TL26
Tamil Nadu	Chennai	TN01
Tamil Nadu	Coimbatore	TN02
Tamil Nadu	Cuddalore	TN03
Tamil Nadu	Kanchipuram	TN05
Tamil Nadu	Kanyakumari/Nagercoil	TN06
Tamil Nadu	Madurai	TN08
Tamil Nadu	Namakkal	TN10
Tamil Nadu	Salem	TN11
Tamil Nadu	Thanjavur	TN12
Tamil Nadu	Thoothukudi	TN13
Tamil Nadu	Tiruchirappalli	TN14
Tamil Nadu	Tirunelveli	TN15
Tamil Nadu	Vellore	TN18
Tamil Nadu	Virudhunagar	TN20
Tamil Nadu	Krishnagiri	TN21
Tamil Nadu	Tiruppur	TN22
Tamil Nadu	Viluppuram	TN23
Tamil Nadu	Dharmapuri	TN26
Tamil Nadu	Dindigul	TN27

STATE	CITY	CITY CODE
Tamil Nadu	Erode	TN28
Tamil Nadu	Karur	TN29
Tamil Nadu	Pudukkottai	TN31
Tamil Nadu	Ramanathapuram	TN32
Tamil Nadu	Thiruvallur	TN34
Tamil Nadu	Tiruvannamalai	TN35
Tamil Nadu	Kallakurichi	TN39
Tamil Nadu	Nagapattinam	TN30
Tamil Nadu	Theni	TN40
Tamil Nadu	Tirupattur	TN41
Uttarakhand	Dehradun	UK01
Uttarakhand	Haldwani	UK02
Uttarakhand	Roorkee	UK06
Uttarakhand	Pauri Garhwal	UK08
Uttarakhand	Almora	UK09
Uttar Pradesh	Agra	UP01
Uttar Pradesh	Aligarh	UP02
Uttar Pradesh	Allahabad/Prayagraj	UP03
Uttar Pradesh	Bareilly	UP04
Uttar Pradesh	Ghaziabad	UP07
Uttar Pradesh	Gorakhpur	UP08
Uttar Pradesh	Noida/Greater Noida	UP09
Uttar Pradesh	Jhansi	UP10
Uttar Pradesh	Kanpur	UP11
Uttar Pradesh	Lucknow	UP12
Uttar Pradesh	Mathura	UP13
Uttar Pradesh	Meerut	UP14
Uttar Pradesh	Moradabad	UP15
Uttar Pradesh	Muzaffarnagar	UP16
Uttar Pradesh	Varanasi	UP18
Uttar Pradesh	Azamgarh	UP19
Uttar Pradesh	Ballia	UP20
Uttar Pradesh	Ayodhya	UP06
Uttar Pradesh	Firozabad	UP22
Uttar Pradesh	Ghazipur	UP23
Uttar Pradesh	Ambedkar Nagar	UP25
Uttar Pradesh	Bulandshahr	UP29
Uttar Pradesh	Mau	UP35
Uttar Pradesh	Raebareli	UP37
Uttar Pradesh	Saharanpur	UP38
Uttar Pradesh	Chandauli	UP41
Uttar Pradesh	Pratapgarh	UP43
West Bengal	Asansol	WB01

STATE	CITY	CITY CODE
West Bengal	Burdwan(Bardhaman)	WB02
West Bengal	Durgapur	WB04
West Bengal	Hooghly	WB06
West Bengal	Howrah	WB07
West Bengal	Kalyani	WB08
West Bengal	Kolkata	WB10
West Bengal	Siliguri	WB11
West Bengal	Kharagpur	WB13
West Bengal	Purba Medinipur	WB14
West Bengal	Bankura	WB16
West Bengal	Murshidabad	WB21
West Bengal	Suri	WB22
West Bengal	Malda	WB20
Baharain	Manama	ZZ01
Qatar	Doha	ZZ03
UAE	Dubai	ZZ04
Nepal	Kathmandu	ZZ05
Oman	Muscat	ZZ06
Saudi Arabia	Riyadh	ZZ07
UAE - Sharjah	Sharjah	ZZ08
Singapore	Singapore	ZZ09
Kuwait	Kuwait City	ZZ10
Malaysia	Kuala Lumpur	ZZ11
Nigeria	Lagos	ZZ12
Indonesia	West Java	ZZ14
Washington DC	Washington	ZZ15
Germany	Munich	ZZ16
UAE - Abu Dhabi	Abu Dhabi	ZZ17

Normalization procedure based on PERCENTILE SCORE

Procedure to be adopted for compilation of NTA scores for Multi-Shift Papers

NTA may conduct Examinations on multiple dates, generally in two Shifts per day. The candidates will be given different sets of questions, one question paper per Shift, and it is quite possible that in spite of all efforts to maintain equivalence among various question papers, the difficulty level of these question papers administered in different Shifts may not be exactly the same. Some of the candidates may end up attempting a relatively tougher set of questions when compared to other sets. The candidates who attempt the comparatively tougher examination are likely to get lower marks as compared to those who attempt the easier one. In order to overcome such a situation, a “**Normalization procedure based on Percentile Score**” will be used to ensure that candidates are neither benefitted nor disadvantaged due to the difficulty level of the Examination. With the objective of ensuring that a candidate’s true merit is identified and that a level playing field is created in the above context, the Normalization Procedure, set out below shall be adopted, for compiling the NTA scores for multi-Shift papers.

The process of Normalization is an established practice for comparing candidate scores across multi-shifts papers and is similar to those being adopted in other large educational selection tests conducted in India. For normalization across Shifts, NTA shall use the percentile equivalence.

Percentile Scores: Percentile scores are scores based on the Shift-wise relative performance of all those who appear for the examination. The marks obtained are transformed into a scale ranging from 100 to 0 for each Shift of examinees.

The Percentile Score indicates the percentage of candidates that have scored EQUAL TO OR BELOW (same or lower raw scores) that particular Candidate in that Shift. Therefore the topper (highest score) of each Shift will get the same Percentile of 100 which is desirable. The marks obtained in between the highest and lowest scores are also converted to appropriate Percentiles.

The Percentile score will be the Normalized Score for the Examination (instead of the raw marks of the candidate) and shall be used for the preparation of the merit lists.

The Percentile Scores will be calculated up to 7 decimal places to avoid the bunching effect and reduce ties.

The Percentile score of a Candidate is calculated as follows:

$$\frac{100 \times \text{Number of candidates appeared in the 'Shift' with raw score EQUAL TO OR LESS than the candidate}}{\text{The total number of the candidates who appeared in the 'Shift'}}$$

Note: The Percentile of the Total shall **NOT** be an aggregate or average of the Percentile of the individual subject. The percentile score is not the same as the percentage of marks obtained.

Example: Suppose a test was held in 4 Shifts of Examinees as per details given below:

(Allocation of Days and Shifts was done randomly)

(a) **The distribution of candidates was as follows:**

Day-1 Shift -1, Day-1 Shift -2, Day-2 Shift -1 and Day-2 Shift -2

Day/Shift	No of Candidates			Marks	
	Absent	Appeared	Total	Highest	Lowest
Day-1 Shift-1	3974	28012	31986	335	-39
Day-1 Shift-2	6189	32541	38730	346	-38
Day-2 Shift-1	6036	41326	47362	331	-49
Day-2 Shift-2	9074	40603	49677	332	-44
Total	25273	142482	167755	346	-49

In this method of scoring the HIGHEST RAW SCORE in each paper (irrespective of the raw scores) will be the 100 Percentile indicating that 100% of candidates have scored equal to or lesser than the highest scorer/ topper for that Shift.

Highest Raw Score and Percentile Score: All the highest raw scores will have a normalized Percentile Score of 100 for their respective Shift.

Day/Shift	Total Candidates Appeared	Highest Raw Score	Candidates who scored EQUAL or LESS THAN Highest Raw Score	Percentile Score	Remarks
Day-1 Shift - 1	28012	335	28012	100.000000 [[28012/28012]*100]	i.e. All the highest raw scores in each shift would be normalized to 100 Percentile scores.
Day-1 Shift - 2	32541	346	32541	100.000000 [[32541/32541]*100]	
Day-2 Shift 1	41326	331	41326	100.000000 [[41326/41326]*100]	
Day-2 Shift 2	40603	332	40603	100.000000 [[40603/40603]*100]	

Lowest Raw Score and Percentile Score: The percentile Score of all the lowest raw scores will depend on the total number of candidates who have taken the Examination for their respective Shifts.

Day/ Shift	Total Candidates Appeared	Lowest Raw Score	Candidates who scored EQUAL or LESS THAN Lowest Raw Score	Percentile Score	Remarks
Day-1 Shift - 1	28012	-39	1	0.0035699 [[1/28012]*100]	i.e. Percentile Score of all the lowest raw scores is different i.e. Percentile Score depends on the total number of candidates who have taken the examination for their respective Shift.
Day-1 Shift - 2	32541	-38	1	0.0030730 [[1/32541]*100]	
Day-2 Shift - 1	41326	-49	1	0.0024198 [[1/41326]*100]	
Day-2 Shift - 2	40603	-44	1	0.0024629 [[1/40603]*100]	

The following is a further explanation of the interpretation of the raw scores and Percentile Score in Shift -3 (Day-2 and Shift-1) with 41326 candidates who have taken the examination.

Candidate	Percentile Score	No of Candidates	Raw Score	Remark
A	100.0000000 [[41326/41326]*100]	1	331	This indicates that amongst those who appeared, 100% have scored either EQUAL TO OR LESS THAN candidate A (331 raw scores).
				It also indicates that no candidate has scored more than candidate A (331 raw scores).
B	90.1224411 [[37244/41326]*100]	77	121	This indicates that amongst those who appeared, 90.1224411% have scored either EQUAL TO OR LESS THAN candidate B (121 raw scores).
				It also indicates that the remaining candidates have scored more than candidate B (121 raw scores).
C	50.4549194 [[20851/41326]*100]	381	41	This indicates that amongst those who appeared, 50.4549194% have scored either EQUAL TO OR LESS THAN candidate C (41 raw scores).
				It also indicates that the remaining those who appeared have scored more than candidate C (41 raw scores).
D	31.7040120 [[13102/41326]*100]	789	25	This indicates that amongst those who appeared, 31.7040120% have scored either EQUAL TO OR LESS THAN candidate D (25 raw scores).
				It also indicates that the remaining candidates have scored more than candidate D (25 raw scores).
E	1.1034216 [[456/41326]*100]	100	-15	Indicates that amongst those who appeared, 1.1034216% have scored either EQUAL TO OR LESS THAN candidate E (-15 raw score).
				It also indicates that the remaining candidates have scored more than candidate E (-15 raw score).

STEP-BY-STEP PROCEDURE FOR NORMALIZATION AND PREPARATION OF RESULT:

Step-1: Distribution of Examinees in two Shifts:

Candidates have to be distributed into two Shifts randomly so that each Shift has an approximately equal number of candidates. These two Shifts would be as follows:

Day-1 Shift -1, Day-1 Shift -2

In the event of more number of days or less number of Shift, the candidates will be divided accordingly.

This will ensure that there is no bias in the distribution of candidates who shall take the examination. Further, with a large population of examinees spread over the entire country, the possibility of such bias becomes remote.

Step 2: Preparation of Results for each Shift:

The examination results for **each Shift** will be prepared in the form of

- Raw Score
- Percentiles Scores of Total raw scores

The Percentiles would be calculated for each candidate in the Shift as follows: Let TP1 be the Percentile Score of the Total Raw Score of that candidate.

$$\text{Total Percentile (TPI): } 100 \times \frac{\text{No. of candidates appeared from the Shift with raw score EQUAL To OR LESS than the score of the candidate}}{\text{Total no. of candidates who appeared in the Shift}}$$

Step-3: Compilation of NTA score and Preparation of Result:

The Percentile scores for the Total Raw Score for all the Shifts (Day-1 Shift -1: Day-1 Shift -2) **as calculated in Step-2 above would be merged and shall be called the NTA scores which will then be used for the compilation of results and further processing for deciding the allocation.**

In the event of the percentiles corresponding to the eligibility (cut-off) marks for the multi-Shifts being dissimilar/unequal, the lowest will be the eligibility cut-off for that category for all candidates (i.e. all Shifts).

For Example: In the Examination held in two Shifts, if the 40% marks correspond to a Percentile score of 78 in Shift 1 and 79 in Shift 2, then all those equal to or above 78 percentiles (Percentile score of 100 to 78) in both Shifts will become eligible in General Category. A similar method will be adopted for the other categories to determine eligibility cut-offs. In case the examination is held in more number of Shifts the same principle shall apply.

Computer Based Test (CBT)


The major examinations being conducted by NTA are Computer-Based Tests (CBT). A CBT requires candidates to sit in front of a computer terminal (node) allocated to them against their Roll number and Admit card. After logging the candidate will get detailed instructions for the examinations. At the designated time of the start of the examination, the candidates will be able to proceed and see the questions on the computer screen using the computer mouse. Candidates will have the option to change/modify/edit/answers already entered at any time during the examination.

Procedure for appearing in Computer Based Test (CBT):

(Sample/mock test will be available on the NTA website: www.nta.ac.in for hands-on practice)

- (a)** A computer terminal (node) indicating the Roll Number will be allocated to each candidate. Candidates should find and sit on their allocated computers only. Any candidate found to have changed room/hall or the computer on their own other than the one allotted would lead to cancellation of candidature and no plea in this regard would be entertained.
- (b)** For login, the candidate will have to enter a **login ID and password**. The computer terminal allotted to the candidate will display the WELCOME login screen, the Candidate's photograph and the subject opted by the candidate.

Candidate Login Page & Candidate Welcome Screen

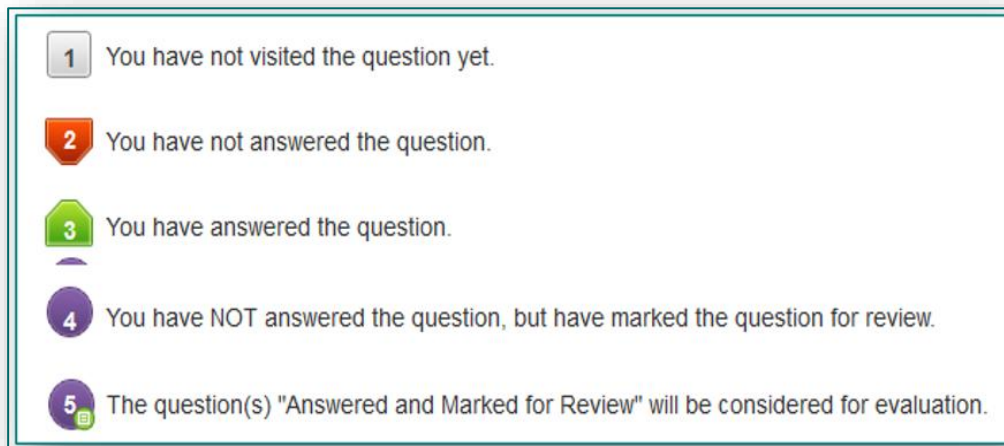




- (c)** After login, the candidate shall be able to see the detailed instructions for the examination. Candidates are advised to go through the instructions carefully regarding the type of questions and marking scheme. At the designated time of the start of the examination, the candidates will be able to proceed and see the questions on the computer screen.

Please read the instructions carefully

General Instructions:

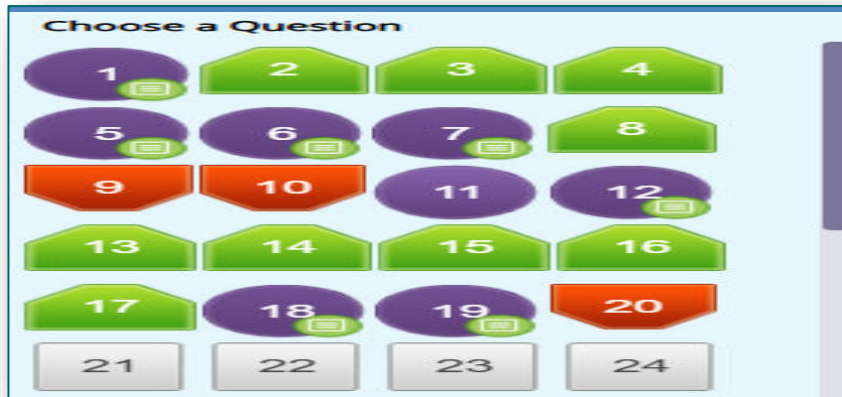
1. The total duration of the examination is 180 minutes for Paper 1 (B.E./B.Tech) and 210 minutes for (B.Arch and B.Planning) both.
2. The clock will be set at the server. The countdown timer in the top right corner of screen will display the remaining time available for you to complete the examination. When the timer reaches zero, the examination will end by itself. You will not be required to end or submit your examination.
3. The Question Palette displayed on the right side of screen will show the status of each question using one of the following symbols:



4. The 'Marked for Review' status for a question simply indicates that you would like to look at that question again.
5. You can click on your "Profile" image on the top right corner of your screen to change the language during the exam for the entire question paper. On clicking on the Profile image, you will get a drop-down to change the question content to the desired language.
6. You can click on the ">" arrow which appears to the left of the question palette to collapse the question palette thereby maximizing the question window. To view the question palette again, you can click on "<" which appears on the right side of the question window.
7. You can click on  to navigate to the bottom and  to navigate to the top of the question area, without scrolling.

Navigating to a Question:

8. To answer a question, do the following:
 - a. Click on the question number in the Question Palette at the right of your screen to go to that question directly. Note that using this option does NOT save your answer to the current question.



- b. Click on **Save & Next** to save your answer for the current question and then go to the next question.
- c. Click on **Mark for Review & Next** to save your answer for the current question, mark it for review, and then go to the next question.

Answering a Question:

9. Procedure for answering a Multiple-Choice Type question:
 - a. To select your answer, click on the button of one of the options.
 - b. To deselect your chosen answer, click on the button of the chosen option again or click on the **Clear Response** button.
 - c. The answer can be changed, if required, anytime during the test. To save the answer, the candidate **MUST** click on the "Save and Next" button.
 - d. To save your answer, you must click on the Save & Next button
 - e. To mark the question for review (without answering it), click on the **'Mark for Review & Next'** button.
10. To change your answer to a question that has already been answered, first select that question for answering and then follow the procedure for answering that type of question.
11. The candidates will have the option to change the previously saved answer to any question, anytime during the entire duration of the test. To change the answer to a question that has already been answered, first select the corresponding question from the Question Palette, then click on "Clear Response" to clear the previously entered answer and subsequently follow the procedure for answering that type of question.

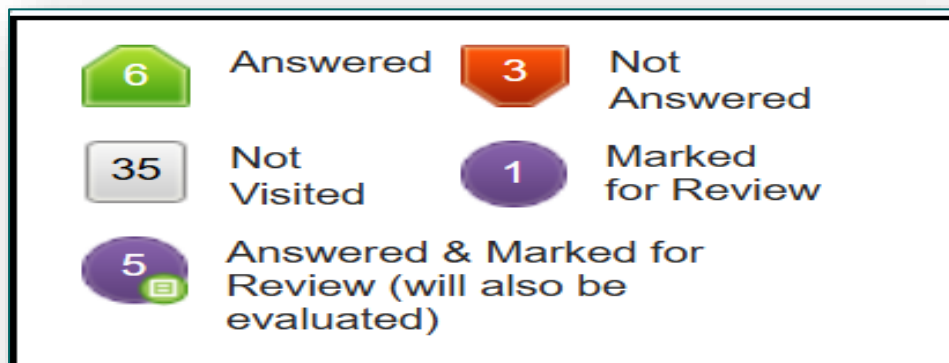
Navigating through sections:

12. Sections in this question paper are displayed on the top bar of the screen. Questions in a section can be viewed by clicking on the Section name. The section you are currently viewing is highlighted.
13. After clicking the **Save and Next** button on the last question for a Section, you will automatically be taken to the first question of the next section.
14. You can shuffle between sections and questions anytime during the examination as per your convenience only during the time stipulated.

15. The candidate can view the corresponding section summary as part of the legend that appears in every section above the question palette.

Instruction for Question:

16. For the correctness of the translation for a particular language, only the English version will be considered as the final version for evaluation purposes.
17. The keyboard attached to the computer, if any, will be disabled during the entire duration of the examination. Depending on the type of question, the answers to questions can either be entered by clicking on the virtual on-screen keyboard (numeric or otherwise) using the computer mouse or by clicking the chosen option(s) using the computer mouse. Candidates will have the option to change/modify answers already entered at any time during the entire duration of the examination.
18. In case the computer/mouse allotted to any candidate malfunctions during the test, he/she will be immediately allotted another computer system and the time lost due to this will be adjusted in the server so as to give the candidate the full allotted time.
19. The on-screen computer clock counter of every candidate will be set at the server. The countdown timer on the top right side of the computer screen will display the time remaining (in minutes) available for the candidate to complete the examination. When the timer reaches zero, the examination will end by itself. The candidates will not be required to end or submit the examination.
20. The Question Palette displayed on the screen will show the status of each question using one of the following symbols:



21. The question(s) “Answered and Marked for Review” status for a question indicates that the candidates would like to have a relook at that question again. A candidate has the option of answering a question and simultaneously “Marked for Review”, these answers will be considered for evaluation. However, if a candidate has simply put “Marked for Review” for a question without answering it, the corresponding question marked for review without an answer will not be considered for evaluation. It may be noted that a candidate can return to any “Marked for Review” question at any time during the examination by clicking on the corresponding question number icon displayed on the Question Palette of the corresponding section.
- a) The full paper can be viewed by clicking the “Question Paper” icon on the top right corner of the screen.
- b) Blank Sheets for doing Rough Work/ Calculations shall be provided to the candidates. The

Blanks Sheets would have a Header page for the candidates to write down his/her Name and Roll Number. All calculations/writing work is to be done only in the Blank Sheets provided at the Centre in the Examination Room/Hall and on completion of the test candidates must hand over the rough sheets to the invigilator on duty in the Room/Hall.

g) Procedure for answering questions that require inputs from the on-screen virtual keyboard (numeric or otherwise):

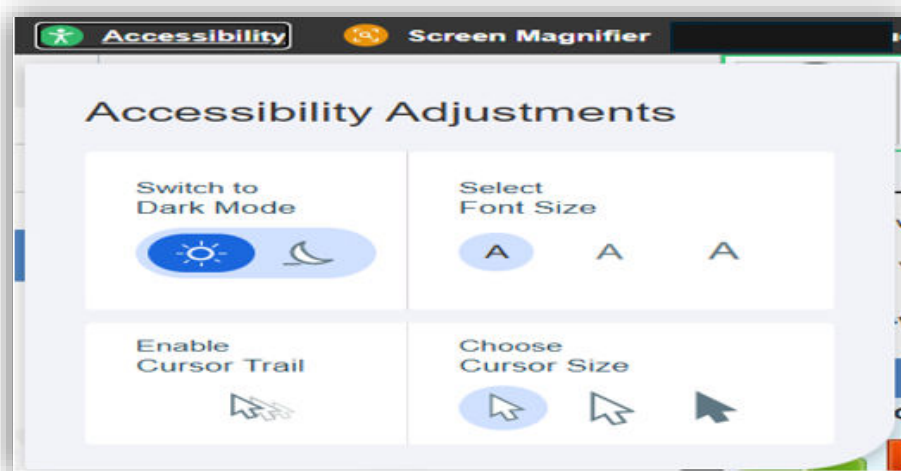
- i. The candidate will have to use the on-screen virtual keyboard (that would be displayed just below the question statement of these types of questions) and the attached computer mouse to enter his/her answer in the space provided for the answer.

On-Screen Virtual Keyboard



h) Accessibility

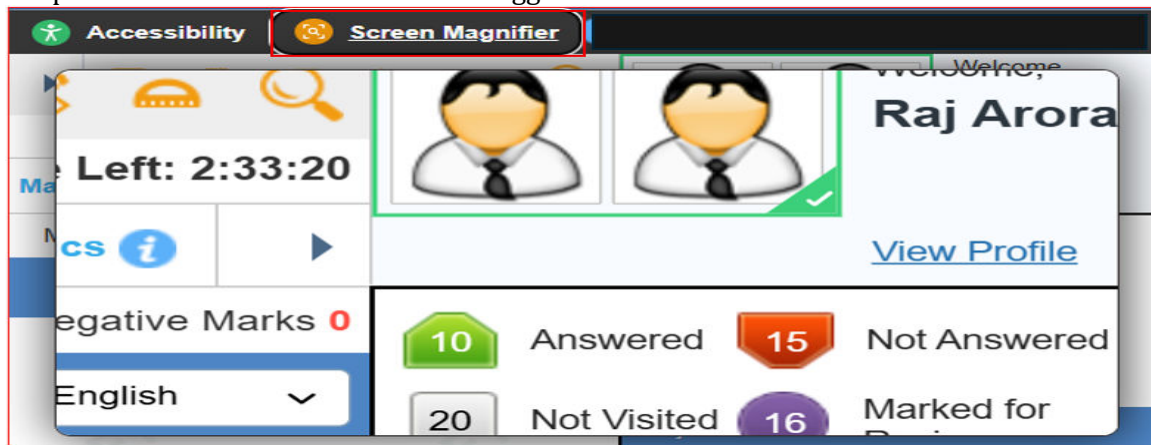
- a. Candidate can switch to dark mode or light mode throughout the course of examination.
- b. Candidate can increase / decrease the font size of console.
- c. Candidate can enable the cursor trail.
- d. Candidate can choose the cursor Size.



- i) **Screen Magnifier.** Candidate can magnify the content on the console. **Procedure** for viewing the question in more enlarged way. That requires using “**Screen Magnifier**” option.


In the example below the section marked in red is moved over question part which has enlarged the view of the same.

Using this option, it will activate an onscreen section which should be dragged and will enlarge the portion over which the section is dragged to.




Appendix – IX

Replica of Online Application Form of JEE (Main)-2026 Examination



Department of Higher Education
Ministry of Education
Government of India

Demo JEE(Main) 2026
Session 1



राष्ट्रीय परीक्षा एजेंसी
National Testing Agency
Excellence in Assessment

[Home](#)

Login To Access Your Account, Complete New Registration and Download Important Information & Instructions To Stay Updated.

अपने खाते तक पहुंचने हेतु लॉगिन करें, नई पंजीकरण प्रक्रिया पूर्ण करें तथा नवीनतम जानकारी एवं निर्देश डाउनलोड कर अद्यतन रहें।

Steps to Apply Online

- Apply For Online Registration
- Fill Online Application Form
- Pay Examination Fee
- Download Confirmation Page

ऑनलाइन आवेदन करने के चरण

- ऑनलाइन पंजीकरण के लिए आवेदन करें
- ऑनलाइन आवेदन पर भेजें
- परीक्षा शुल्क का भुगतान करें
- पुष्टिकरण पृष्ठ डाउनलोड करें

[View Examination Cities](#)

[Download Information Bulletin](#)

Register yourself for the above-mentioned examination

Register your profile by giving personal details, contact details and address

उपरोक्त उल्लिखित परीक्षा के लिए स्वयं को पंजीकरण करें।

अपना प्रोफाइल पंजीकृत करने के लिए व्यक्तिगत विवरण, संपर्क विवरण और पता दें

[New Registration >>](#)

Already Registered Candidate


Enter Your Application Number and password to Login and continue with your application.

पहले से ही पंजीकृत उम्मीदवार


आवेदन जारी रखने के लिए अपने आवेदन नंबर और पासवर्ड से लॉगिन करें

[Login >>](#)

Disclaimer: This digital platform has been developed by NIC as per the requirements, rules and regulations of the concerned Public Examination Authorities (PEA). The data and processes are owned and managed by the concerned PEA.




Candidates Login Page :-



Department of Higher Education
Ministry of Education
Government of India

Demo JEE(Main) 2026
Session 1



राष्ट्रीय परीक्षा एजेंसी
National Testing Agency
Excellence in Assessment

[Home](#)

Only Registered Candidate Login

Please Enter Your Application No and Password To Access Your Account and Complete The Application Process.

कृपया अपने खाते तक पहुंचने और आवेदन प्रक्रिया को पूरा करने के लिए नीचे अपना आवेदन नंबर और पासवर्ड दर्ज करें

Application No


[Forgot Application No ?](#)

Password

[Forgot Password ?](#)

CAPTCHA as shown below (Case Sensitive)

CAPTCHA


PI6507


[Log In](#)

Don't have an account? [Register](#)

[Download Information Bulletin](#)

Disclaimer: This digital platform has been developed by NIC as per the requirements, rules and regulations of the concerned Public Examination Authorities (PEA). The data and processes are owned and managed by the concerned PEA.



Instructions and Procedure for online submission of Application Form :-

 **Department of Higher Education**
Ministry of Education
Government of India

Demo JEE(Main) 2026
Session 1

 **राष्ट्रीय परीक्षा एजेंसी**
National Testing Agency

Home



Instructions and Procedure for online submission of Application Form

ऑनलाइन आवेदन पत्र जमा करने के दिशा निर्देश और प्रक्रिया

[Download Detailed Advertisement](#)
[View Examination Cities](#)

- Please download and read carefully the Information Bulletin and instructions/ procedure given therein below, before you start filling the Online Application Form.
इससे पहले कि आप ऑनलाइन आवेदन पत्र भरना शुरू करें, कृपया सूचना विवरणिका और उसमें नीचे दिए गए निर्देशों / प्रक्रिया को ध्यान से डाउनलोड करें और पढ़ें।
- You can apply for JEE (Main) - 2026 'ON-LINE' only through the official website of JEE(Main) - (<https://jeemain.nta.nic.in>).
आप जेईई (मुख्य) - 2026 'ऑन-लाइन' के लिए केवल जेईईई (मुख्य) की आधिकारिक वेबसाइट - (<https://jeemain.nta.nic.in>) के माध्यम से आवेदन कर सकते हैं।
- Please ensure your eligibility as per the criteria laid down for JEE(Main), JEE (Advanced), and participating State Institutions (as applicable).
कृपया जेईईई (मुख्य), जेईईई (एडवॉंस्ड), और भाग लेने वाले राज्य संस्थानों (जैसा लागू हो) के लिए निर्धारित मानदंडों के अनुसार अपनी पात्रता सुनिश्चित करें।
- Examination Fee : The Fee for JEE(Main) - 2026 per Session** is as follows :
परीक्षा शुल्क: जेईईई (मुख्य) - 2026 प्रति सत्र के लिए शुल्क इस प्रकार है:

Course(s) / Paper(s) पाठ्यक्रम / परीक्षा पत्र	Category/ PwD/PwBD श्रेणी / दिव्यांगजन व्यक्ति	Gender लिंग	Fee Per Session for Candidates appearing in India (In Rs.) भारत में उपस्थित होने वाले अभ्यर्थियों के लिए प्रति सत्र शुल्क (रुपये में)	Fee Per Session for Candidates appearing from Outside India (In Rs.) भारत के बाहर उपस्थित होने वाले अभ्यर्थियों के लिए प्रति सत्र शुल्क भारत (रुपये में)
Paper 1: B.E./B. Tech or Paper 2A: B. Arch or Paper 2B: B.Planning	General	Male	1000	5000
		Female	800	4000
	Gen-EWS/ OBC(NCL)	Male	900	4500
		Female	800	4000
	SC/ST/PwD/PwBD	Male	500	2500
		Female	500	2500
Third Gender		500	3000	
Paper 1: B.E./B. Tech & Paper 2A: B. Arch or Paper 1: B.E./B. Tech & Paper 2B: B. Planning or Paper 1: B.E./B.Tech, Paper 2A: B. Arch & Paper 2B : B.Planning or Paper 2A: B. Arch & Paper 2B: B.Planning	General/Gen- EWS/OBC(NCL)	Male	2000	10000
		Female	1600	8000
	SC/ST/PwD/PwBD	Male	1000	5000
		Female	1000	5000
	Third Gender		1000	5000

Service Charges & GST (as applicable) will be charged extra by the Bank.
सेवा शुल्क और जीएसटी (जैसा लागू हो) बैंक द्वारा अतिरिक्त शुल्क लिया जाएगा।

"Candidates are requested to fill the Application Form very carefully. No corrections will be permitted once the Application Form is submitted."
"अभ्यर्थियों से अनुरोध है कि वे आवेदन पत्र को बहुत सावधानी से भरें। एक बार आवेदन पत्र जमा करने के बाद किसी भी सुधार की अनुमति नहीं दी जाएगी।"

A candidate can apply for Session 1 and pay the examination fee accordingly in the given duration. If a candidate wishes to apply for Session 2, he/she has to apply again when the window will be re-opened after the conduct of Session 1 and pay the Examination Fee during that period. Multiple Application Forms submitted by a candidate will not be accepted at any stage.

एक अभ्यर्थी सत्र 1 के लिए आवेदन कर सकता है और दी गई अवधि के अनुसार परीक्षा शुल्क का भुगतान कर सकता है। यदि कोई अभ्यर्थी सत्र 2 के लिए आवेदन करना चाहता है, तो उसे सत्र 1 के आयोजन के बाद फिर से आवेदन करना होगा और उस अवधि के दौरान परीक्षा शुल्क का भुगतान करना होगा। एक अभ्यर्थी द्वारा जमा किए गए एकाधिक आवेदन पत्र किसी भी अवस्था में स्वीकार नहीं किए जाएंगे।

(ii). The fees can only be paid online using Net Banking, Credit Card, Debit Card, UPI. Processing charges and GST as applicable are chargeable to the candidate (in addition to the examination fee) by the concerned Bank/Payment Gateway Integrator.

(iii) शुल्क केवल नेट बैंकिंग, क्रेडिट कार्ड, डेबिट कार्ड, यूपीआई सेवाओं के माध्यम से ऑनलाइन जमा किया जा सकता है। संबंधित बैंक/पेमेंट गेटवे इंटीग्रेटर द्वारा अभ्यर्थी से (परीक्षा शुल्क के अतिरिक्त) प्रसंस्करण शुल्क और जीएसटी लागू होता है।

5.Application Procedure: Steps to be followed to apply online.

आवेदन प्रक्रिया: ऑनलाइन आवेदन करने के लिए अनुसरण किए जाने वाले चरण।

Candidates must read carefully the Instructions (how to fill up the Application Form online) as per the Information Bulletin available on the NTA Website.

Candidates not complying with the Instructions shall be summarily disqualified.

अभ्यर्थियों को एनटीए वेबसाइट पर उपलब्ध सूचना विवरणिका में दिए गए निर्देशों (ऑनलाइन आवेदन पत्र कैसे भरें) को ध्यान से पढ़ना चाहिए। निर्देशों का पालन नहीं करने वाले अभ्यर्थियों को अयोग्य घोषित कर दिया जाएगा।

Step 1: Registration Register for the Online Application Form and note down the system-generated Application Number. The candidate should provide the required details while filling the Online Application Form and he/she is also required to create PASSWORD and choose Security Question and enter his/her Answer. After successful submission of the personal details, an Application number will be generated and it will be used to complete the remaining Steps of the Application Form and will also be required for all future reference/correspondence. The generated application number will be used/referred for both Sessions of JEE (Main) - 2026. For subsequent logins, the candidate will be able to login directly with the respective system generated **Application Number** and created **Password** by him/her self

ऑनलाइन आवेदन पत्र के लिए पंजीकरण करे और प्राप्त आवेदन संख्या नोट करे: अभ्यर्थी ऑनलाइन आवेदन पत्र भरते समय आवश्यक विवरणों को प्रविष्ट करे जो कुजिका बनाने, उससे संबंधित सुरक्षा प्रश्न चुनने और उसका उत्तर दर्ज करने के लिए आवश्यक है। व्यक्तिगत विवरणों को सफलतापूर्वक प्रस्तुत करने के बाद, आवेदन संख्या प्राप्त होगी जिसका उपयोग आवेदन पत्र के शेष चरणों को पूरा करने के लिए किया जाएगा और जो भविष्य के सभी संदर्भ/पत्राचार के लिए भी आवश्यक होगा। इस आवेदन संख्या का उपयोग/संदर्भ जेईई (मुख्य) 2026 के दोनों सत्रों के लिए किया जाएगा। लॉग इन करने के लिए अभ्यर्थी संबंधित सिस्टम जनित आवेदन संख्या एवं स्वयं बनाई हुई कुजिका से लॉग इन कर सकेंगे।

Step 2: Application Form The Candidates can log in with the system-generated Application Number and pre-created Password for completing the Application Form including filling up of personal details, applying for the Paper, choosing the Examination Cities, providing the details of Educational Qualifications, and uploading the images and documents (if any).

चरण 2: आवेदन पत्र: अभ्यर्थी सिस्टम जनित आवेदन संख्या एवं कुजिका के साथ लॉग इन कर सकते हैं व्यक्तिगत विवरण भरने सहित आवेदन पत्र को पूरा करना, पेपर के लिए आवेदन करना, परीक्षा शहरों का चयन करना, शैक्षिक योग्यता का विवरण प्रदान करना और चित्र, दस्तावेज (जहां भी लागू हो) अपलोड करना।

Upload Scanned Images of Candidate's Photograph, Signature, Class 10 or Equivalent Certificate/Marks-sheet, Identity Proof (wherever applicable) and PwD/PwBD/UDID Certificate (wherever applicable) :

अभ्यर्थी की फोटो, हस्ताक्षर, कक्षा 10 या समकक्ष का प्रमाणपत्र/मार्कशीट, पहचान प्रमाण (जहां लागू हो) और दिव्यांगजन प्रमाणपत्र (जहां लागू हो) की स्कैन की गई छवियां अपलोड करें:

- The recent passport size photograph should be in colour with 80% face (without mask) visible including ears against white background. Photograph in JPG/JPEG format (clearly legible) between 10 kb to 200 kb .
हाल में खींची गई पासपोर्ट आकार की फोटो (रंगीन एवं सफेद पृष्ठभूमि के साथ) जिसमें कानों के साथ-साथ 80% चेहरा साफ दिखाई देना चाहिए (मास्क के बिना)। तस्वीर की फ़ाइल JPG/JPEG प्रारूप (स्पष्ट रूप से सुपाठ्य) और 10 kb से 200 kb के बीच होना चाहिए।
- Signature file should be JPG/JPEG format (clearly legible) between 10 kb to 100 kb.
हस्ताक्षर की फ़ाइल का प्रारूप JPG/JPEG (स्पष्ट रूप से सुपाठ्य) और 10 kb से 100 kb के बीच होना चाहिए।
- Scanned copy of Class 10 or Equivalent Certificate/Marks-sheet should be a pdf between 50 kb to 300 kb (clearly legible)
कक्षा 10 या समकक्ष का प्रमाणपत्र/मार्कशीट फ़ाइल की स्कैन की गई प्रति का प्रारूप pdf और आकार 50 kb से 300 kb के बीच और स्पष्ट रूप से पढ़ने योग्य होना चाहिए।
- Scanned copy of Identity Proof (for those candidates who will verify their identities through methods other than Aadhaar or DigiLocker) should be in format JPG/JPEG between 10 kb to 200 kb (clearly legible).
पहचान प्रमाण की स्कैन की गई कॉपी (उन उम्मीदवारों के लिए जो आधार या डिजिलॉकर के अलावा अन्य तरीकों से अपनी पहचान सत्यापित करेंगे) का प्रारूप JPG/JPEG (स्पष्ट रूप से सुपाठ्य) और आकार 10 kb से 200 kb के बीच होना चाहिए।
- Scanned copy of Disability/UDID certificate should be a pdf between 50 kb to 300 kb (clearly legible)
दिव्यांगजन प्रमाण पत्र की स्कैन की गई प्रति का प्रारूप pdf और आकार 50 kb से 300 kb के बीच और स्पष्ट रूप से पढ़ने योग्य होना चाहिए।

[Note: The Candidate has to upload only his/ her own photograph, signature, and certificate(s) as mentioned above (and not of anybody else) in a correct/proper manner, as the facility for correction will not be given in the future. In case, it is found at any time in the future that the Candidate has used/uploaded the photograph, signature, and certificate(s) of someone else in his/her Application Form/Admit Card, or he/she has tampered his/her Admit Card/Result/Scorecard, these acts of the candidate shall be treated as Unfair Means (UFM) Practices and he/she shall be proceeded with the actions as contemplated under the provisions of the Information Bulletin relating to Unfair Means Practices.

अभ्यर्थी को केवल अपना फोटो, हस्ताक्षर और प्रमाण पत्र अपलोड करना होगा किसी और का नहीं। सुधार की सुविधा भविष्य में नहीं दी जाएगी। भविष्य में किसी भी समय अगर यह पाया जाता है कि अभ्यर्थी ने अपने आवेदन पत्र/प्रवेश पत्र में किसी अन्य व्यक्ति की तस्वीर, हस्ताक्षर और प्रमाण पत्र का उपयोग/अपलोड किया है, या उसने अपना प्रवेश पत्र/परिणाम/स्कोरकार्ड खराब कर दिया है तो अभ्यर्थी के इन कृत्यों को अवैध माना जाएगा। अभ्यर्थी के इस आचरण के लिए सूचना विवरणिका में दिए गए अनफेयर मीन्स (यूएफएम) आचरण और उसके प्रावधानों के तहत अपेक्षित कार्यवाही की जाएगी।

Step 3: Fee Payment: After completing Step 1 and Step 2, the candidates have to pay the requisite examination fees. The fees can be paid only through online mode using Net Banking, Credit Card, Debit Card and UPI. Processing charges and GST as applicable are chargeable to the candidates (in addition to the examination fees)

चरण 3: शुल्क by the concerned Bank/Payment Gateway Integrator.

भुगतान:

After successful payment, candidate will be able to print the Confirmation Page. In case the Confirmation Page is not generated after payment of fee then the transaction is cancelled and the candidates have to approach the concerned bank for refund of amount. However the candidate has to make another payment/transaction, in case the Confirmation Page is not generated.

चरण 1 और चरण 2 को पूरा करने के बाद, अभ्यर्थी को अपेक्षित परीक्षा शुल्क का भुगतान करना होगा। शुल्क केवल नेट बैंकिंग, क्रेडिट कार्ड, डेबिट कार्ड और यूपीआई के माध्यम से ऑनलाइन जमा किया जा सकता है। प्रसंस्करण शुल्क और जीएसटी (लागू होने पर) संबंधित बैंक/पेमेंट गेटवे इंटीग्रेटर द्वारा अतिरिक्त शुल्क लिया जाएगा।

सफल भुगतान के बाद, अभ्यर्थी पुष्टि-पृष्ठ प्रिंट कर सकेंगे। यदि शुल्क के भुगतान के बाद पुष्टि-पृष्ठ प्राप्त नहीं होता है तो लेनदेन रद्द कर दिया जाएगा और अभ्यर्थी को राशि की वापसी के लिए संबंधित बैंक से संपर्क करना होगा। यदि पुष्टि-पृष्ठ प्राप्त नहीं होता है तो अभ्यर्थी को एक और भुगतान/ लेनदेन करना होगा।

6. Important Instruction about PASSWORD

पासवर्ड के बारे में महत्वपूर्ण निर्देश

- During online form filling, the candidate will be required to choose PASSWORD and Security Question and its Answer. The candidate is advised to record/remember their password for all future logins.
ऑनलाइन फॉर्म भरने के दौरान, अभ्यर्थी को पासवर्ड और सुरक्षा प्रश्न और उसके उत्तर का चयन करना होगा। अभ्यर्थी को सलाह दी जाती है कि वह भविष्य में होने वाले सभी लॉग इन के लिए अपना पासवर्ड रिकॉर्ड/याद रखें।
- For subsequent logins, the candidate will be able to login directly with their respective system-generated Application Number and the chosen Password.
बाद में लॉग इन के लिए अभ्यर्थी अपने संबंधित सिस्टम आवेदन संख्या और चुने गई कुंजिका के साथ सीधे लॉग इन कर सकेंगे।
- The candidate is advised not to disclose or share his/her password with anybody. Neither NTA nor NIC will be responsible for the violation or misuse of the password of a candidate.
अभ्यर्थी को सलाह दी जाती है कि वह अपना पासवर्ड किसी के साथ प्रकट या साझा न करें। अभ्यर्थी के पासवर्ड के उल्लंघन या दुरुपयोग के लिए न तो एनटीए और न ही एनआईसी जिम्मेदार होगा।
- Candidates can change his/her passwords after login if desired.
यदि वांछित हो तो, अभ्यर्थी लॉग इन के बाद अपनी कुंजिका बदल सकते हैं।
- Candidates should remember to log out at the end of their session so that the particulars of the candidate cannot be tampered with or modified by unauthorized persons.
अभ्यर्थी को अपने सत्र के अंत में लॉग आउट करना चाहिए ताकि अनाधिकृत व्यक्तियों द्वारा अभ्यर्थी के विवरण से छेड़छाड़ या संशोधन नहीं किया जा सके।

The Password must be created as per the following policy.

पासवर्ड निम्नलिखित नीति के अनुसार होना चाहिए।

- Password must be **8 to 13 characters long**.
कुंजिका **8 से 13** अक्षरों की होनी चाहिए।
- Password must have at least **one Upper** case alphabet.
कुंजिका में कम से कम एक अपर केस वर्णमाला होना चाहिए।
- Password must have at least **one Lower** case alphabet.
कुंजिका में कम से कम एक लोअर केस वर्णमाला होना चाहिए।
- Password must have at least **one numeric value**.
कुंजिका में कम से कम एक संख्या मान होना चाहिए।
- Password must have at least **one special character eg. !@#%&*.-**.
कुंजिका में कम से कम एक विशेष वर्ण होना चाहिए जैसे: !@#%&*.-.

7. How to reset your Password :

The following options are available to reset Password

अपनी कुंजिका कैसे रीसेट करें: कुंजिका रीसेट करने के लिए निम्नलिखित विकल्प उपलब्ध हैं

- Using Security Question and its Answer you have chosen during Form filling.
फॉर्म भरने के दौरान अपने सुरक्षा प्रश्न एवं इसके चुने हुए उत्तर का उपयोग करके।
- Using a verification code sent via text message (SMS) to your Registered Mobile No.
आपके पंजीकृत मोबाइल नंबर पर टेक्स्ट संदेश (एसएमएस) के माध्यम से भेजे गए सत्यापन कोड का उपयोग करना।
- Using a reset link sent via Email to your Registered Email address.
आपके पंजीकृत ईमेल पते पर ईमेल के माध्यम से भेजे गए रीसेट लिंक का उपयोग करके।

8. The Application Number printed on the computer-generated Confirmation Page must be mentioned in all such correspondences. It is therefore essential to note down the application number printed on the Confirmation Page.

कंप्यूटर जनित पुष्टि-पृष्ठ पर मुद्रित आवेदन संख्या का उल्लेख सभी पत्राचार में किया जायेगा। इसलिए पुष्टि-पृष्ठ पर मुद्रित आवेदन संख्या को दर्ज/नोट करना आवश्यक है।

Please read the instructions carefully and give your consent for below mentioned declaration

I have downloaded the Information Bulletin of JEE (Main) - 2026, read and understood all the Instructions therein as well as those mentioned above and will fill up the online Application Form for the JEE (Main) - 2026 accordingly. Any Candidate with more than one Application Number (more than one Confirmation Page, Admit Card, Score Card) will be treated as Unfair Means (UFM), even if found at a later stage.
मैंने जेईई (मुख्य) - 2026 के सूचना विवरणिका को डाउनलोड कर लिया है, उसमें दिए गए सभी निर्देशों के साथ-साथ ऊपर वर्णित सभी निर्देशों को पढ़ और समझ लिया है, और तदनुसार मैं जेईई (मुख्य) - 2026 के लिए ऑनलाइन आवेदन पत्र भर रहा / रही हूँ। एक से अधिक आवेदन संख्या (एक से अधिक पुष्टिकरण पृष्ठ, प्रवेश पत्र, स्कोर कार्ड) वाले किसी भी अभ्यर्थी को अनुचित साधन (यूएफएम) माना जाएगा, भले ही बाद में पाया जाए।

[Click here to Proceed](#)

Disclaimer:

This digital platform has been developed by NIC as per the requirements, rules and regulations of the concerned Public Examination Authorities (PEA). The data and processes are owned and managed by the concerned PEA. (Ver 1.0.136.2.0)

Registration page :-

व्यक्तिगत विवरण (Personal Details)

कपया मान्यता प्राप्त स्कूल परीक्षा बोर्ड द्वारा जारी कक्षा 10वीं उत्तीर्ण प्रमाणपत्र/मार्कशीट पर मुद्रित विवरण भरें। (Please fill details as printed on Class 10th Passing Certificate / Marksheet issued by recognized School Examination Board.)

अभ्यर्थी का नाम (Candidate's Name)	<input type="text"/>		
पिता / अभिभावक का नाम (Father / Guardian Name)	<input type="text"/>		
माता / अभिभावक का नाम (Mother / Guardian Name)	<input type="text"/>		
अभ्यर्थी की जन्म तिथि (Candidate Date of Birth)	--Day--	--Month--	--Year--
लिंग (Gender)	--Select--		

व्यक्तिगत विवरण की पुष्टि करें (Confirm Personal Details)

अभ्यर्थी के नाम की पुष्टि करें (Confirm Candidate Name)	<input type="text"/>		
पिता / अभिभावक के नाम की पुष्टि करें (Confirm Father / Guardian Name)	<input type="text"/>		
माता / अभिभावक के नाम की पुष्टि करें (Confirm Mother / Guardian Name)	<input type="text"/>		
जन्मतिथि की पुष्टि करें (Confirm Date of Birth)	--Day--	--Month--	--Year--
लिंग की पुष्टि करें (Confirm Gender)	--Select--		

वर्तमान पता (Present Address)

परिसर संख्या / नाम (Premises No. / Name)	<input type="text"/>
उप-स्थानीयता (Sub-Locality)(Optional)	<input type="text"/>
स्थानीयता (Locality)	<input type="text"/>
देश (Country)	--Select--
राज्य (State)	--Select--
जिला (District)	--Select--
पिन कोड (PIN Code)	<input type="text"/>

इलेक्ट्रॉनिक संचार पता (Electronic Communication Address)

Please enter correct Email Id and Mobile Number as OTP will be shared on these for verification.

ईमेल पता (Email Address)	<input type="text"/>	
Confirm Email Address	<input type="text"/>	
मोबाइल नंबर (Mobile Number)	<input type="text"/>	<input type="text"/>
Confirm Mobile Number	<input type="text"/>	<input type="text"/>
वैकल्पिक संपर्क सूत्र (Alternate Contact No.) (Optional)	<input type="text"/>	

स्थायी पता (Permanent Address)

Same As Present Address

परिसर संख्या / नाम (Premises No. / Name)

उप-स्थानीयता (Sub-Locality)(Optional):

स्थानीयता (Locality)

देश (Country) --Select--

राज्य (State) --Select--

जिला (District) --Select--

पिन कोड (PIN Code)

Choose Password

कुंजिका (Password)

कुंजिका की पुष्टि करें (Confirm Password)

सुरक्षा प्रश्न (Security Question) --Select--

सुरक्षा जवाब (Security Answer)

CAPTCHA

Enter CAPTCHA as shown below (case sensitive)

CAPTCHA 

Disclaimer: This digital platform has been developed by NIC as per the requirements, rules and regulations of the concerned Public Examination Authorities (PEA). The data and processes are owned and managed by the concerned PEA. (Ver: 1.0.1362.0)



Review Page - Online Registration Form:-

Review Page - Online Registration Form

Review the following particulars carefully. If you would like to change any particulars entered, you may do so by pressing 'EDIT REGISTRATION FORM' button or press 'Submit and Send OTP' button.

व्यक्तिगत विवरण (Personal Details)

अभ्यर्थी का नाम (Candidate's Name):		पिता / अभिभावक का नाम (Father / Guardian Name):	
माता / अभिभावक का नाम (Mother / Guardian Name):		अभ्यर्थी की जन्म तिथि (Candidate Date of Birth):	
लिंग (Gender):			

वर्तमान पता (Present Address)

परिसर संख्या / नाम (Premises No. / Name):		उप-स्थानीयता (Sub-Locality)(Optional):	
स्थानीयता (Locality):		देश (Country):	
राज्य (State):		जिला (District):	
पिन कोड (PIN Code):		ईमेल पता (Email Address):	
मोबाइल नंबर (Mobile Number):		वैकल्पिक संपर्क सूत्र (Alternate Contact No.):	

स्थायी पता (Permanent Address)

परिसर संख्या / नाम (Premises No. / Name):		उप-स्थानीयता (Sub-Locality)(Optional):	
स्थानीयता (Locality):		देश (Country):	
राज्य (State):		जिला (District):	
पिन कोड (PIN Code):			

पोर्टल खाता विवरण (Portal Account Details)

सुरक्षा प्रश्न (Security Question):	What is the name of your first school?	सुरक्षा जवाब (Security Answer):	(Not shown due to security reasons)	कुंजिका (Password):	(Not shown due to security reasons)
-------------------------------------	--	---------------------------------	-------------------------------------	---------------------	-------------------------------------

सत्यापित की जाने वाली विवरण चेकलिस्ट (Particulars checklist to be verified)

कृपया नीचे सूचीबद्ध सभी विवरणों को सावधानीपूर्वक सत्यापित करें और सुनिश्चित करें कि आपने मान्यता प्राप्त स्कूल परीक्षा बोर्ड द्वारा जारी कक्षा 10वीं उत्तीर्ण प्रमाणपत्र / मार्कशीट के अनुसार विवरण के साथ सही जानकारी भरी है। पंजीकरण फॉर्म जमा करने या परीक्षा के किसी भी बाद के चरण में किसी भी प्रकार के बदलाव की अनुमति नहीं दी जाएगी। Kindly verify all the particulars listed below carefully and ensure you have filled correct information with details as per Class 10th Passing Certificate / Marksheet issued by recognized School Examination Board. No Change will be permitted once Registration Form is Submitted or at any later stage of the examination.

मेरा नाम (My Name) पिता / अभिभावक का नाम (Father/Guardian Name) माता / अभिभावक का नाम (Mother/Guardian Name) जन्म तिथि (Date of Birth)
 लिंग (Gender) पता (Address) मोबाइल नंबर (Mobile Number) ईमेल आईडी (Email ID)

Declaration


I hereby declare that I have filled up this online application after carefully reading the Information Bulletin and fully understanding the provisions / procedures mentioned therein. I further declare that all the particulars given by me in this application are true to the best of my knowledge and belief. I agree that my Result may be withheld / not declared/ my candidature may automatically stand cancelled, in case it is found at any point of time in future that false information has been furnished in this application. I shall abide by these terms and conditions as well as those laid down in the Information Bulletin, Public Notices and Advisories issued by NTA regarding JEE(Main) - 2026 Exam from time to time. Any Candidate with more than one Application Number (more than one Confirmation Page, Admit Card, Score Card) will be treated as Unfair Means (UFM), even if found at a later stage.

मैं घोषणा करता/करती हूँ कि मैंने सूचना विवरणिका को ध्यान से पढ़ने और उसमें उल्लिखित प्रावधानों / प्रक्रियाओं को पूरी तरह से समझने के बाद, ऑनलाइन पंजीकरण पत्र भरा है। मैं यह भी घोषणा करता / करती हूँ कि इस आवेदन पत्र में मेरे द्वारा दिए गए सभी विवरण सही हैं। यदि भविष्य में किसी भी समय यह पाया जाता है कि इस आवेदन पत्र मेरे द्वारा दी गई कोई भी जानकारी सही नहीं है तो मेरा परिणाम रोक जा सकता है / परिणाम घोषित नहीं किया जा सकता है या मेरी उम्मीदवारी रद्द की जा सकती है। मैं समय-समय पर जेईई (मुख्य) - 2026 परीक्षा से सम्बंधित राष्ट्रीय परीक्षा एजेंसी द्वारा जारी सूचना विवरणिका, सार्वजनिक सूचना और सलाह में उल्लिखित नियमों और शर्तों का भली-भांति पालन करूंगा/करूंगी। एक से अधिक आवेदन संख्या (एक से अधिक पुष्टिकरण पृष्ठ, प्रवेश पत्र, स्कोर कार्ड) वाले किसी भी अभ्यर्थी को अनुचित साधन (यूएफएम) माना जाएगा, भले ही बाद के चरण में पाया गया हो।


I Agree

[EDIT Registration Form](#) [Submit and send OTP to verify Mobile Number](#)

Disclaimer: This digital platform has been developed by NIC as per the requirements, rules and regulations of the concerned Public Examination Authorities (PEA). The data and processes are owned and managed by the concerned PEA. (Ver 1.0.136.2.0)

 **Department of Higher Education**
Ministry of Education
Government of India

Demo JEE(Main) 2026
Session 1

 **राष्ट्रीय परीक्षा एजेंसी**
National Testing Agency
Excellence in Assessment

[Home](#)

Review Page - Online Registration Form

Review the following particulars carefully. If you would like to change any particulars entered, you may do so by pressing '**EDIT REGISTRATION FORM**' button or press '**Submit and Send OTP**' button.

व्यक्तिगत विवरण (Personal Details)

अभ्यर्थी का नाम (Candidate's Name):	पिता / अभिभावक का नाम (Father / Guardian Name):
माता / अभिभावक का नाम (Mother / Guardian Name):	अभ्यर्थी की जन्म तिथि (Candidate Date of Birth):
लिंग (Gender):	

वर्तमान पता (Present Address)

परिसर संख्या / नाम (Premises No. / Name):	उप-स्थानीयता (Sub-Locality)(Optional):
स्थानीयता (Locality):	देश (Country):
राज्य (State):	जिला (District):
पिन कोड (PIN Code):	ईमेल पता (Email Address):
मोबाइल नंबर (Mobile Number):	वैकल्पिक संपर्क सूत्र (Alternate Contact No.) (Optional):

स्थायी पता (Permanent Address)

परिसर संख्या / नाम (Premises No. / Name):	उप-स्थानीयता (Sub-Locality)(Optional):
स्थानीयता (Locality):	देश (Country):
राज्य (State):	जिला (District):
पिन कोड (PIN Code):	

पोर्टल खाता विवरण (Portal Account Details)

सुरक्षा प्रश्न (Security Question):	What is the name of your first school?	सुरक्षा जवाब (Security Answer):	(Not shown due to security reasons)	कुविका (Password):	(Not shown due to security reasons)
-------------------------------------	--	---------------------------------	-------------------------------------	--------------------	-------------------------------------


System just sent an OTP via text message (SMS) to Given Mobile No.

Enter One Time Password(OTP) (Sent on given Mobile Number)

Note: If the OTP hasn't been delivered to your mobile yet, please wait a few minutes. If you still haven't received it, click on **Resend OTP** to have the One-Time Password (OTP) sent to your mobile number once again.


[Submit-Registration Form](#)

Current Status:-



Department of Higher Education
Ministry of Education
Government of India

Demo JEE(Main) 2026
Session 1



राष्ट्रीय परीक्षा एजेंसी
National Testing Agency
Excellence in Assessment

Home | Change Password | Logout
Name: manish kumar Application No : 260310000020

Activities

- Registration Process
- Fee Payment
- Application Form View

Verify Mobile No. & Email Id

- Mobile No.- Verified
- Verify Email Id

Current Status

Registration Process	● Completed
Mobile Number Verification	● Completed
Email Id Verification	○ Pending
Fee Payment	○ Pending
Application Form View	○ Pending


Your registration for Demo JEE(Main) 2026 Session 1 is complete. Your application form will remain incomplete till you fill all the fields of application form and pay the fee. Please note down the Application No. for future references.

Application Number : 260310000020

Kindly fill application form by clicking on the button below.


[Complete Application Form](#)

Application Status:-



Department of Higher Education
Ministry of Education
Government of India

Demo JEE(Main) 2026
Session 1



राष्ट्रीय परीक्षा एजेंसी
National Testing Agency
Excellence in Assessment

Home | Change Password | Logout
Name: manish kumar | Application No : 260310000020

Application Form Steps

- 1. Contact Details
- 2. Personal Details
- 3. Disability Details
- 4. Identity Details
- 5. Register APTAAR ID
- 6. Exam and Center Details
- 7. Qualification Details
- 8. Additional Details
- 9. Emergency Contact Details
- 10. Capture Live Photograph
- 11. Document Upload
- 12. Final Submit

Application Status

1. Contact Details	Completed
2. Personal Details	Pending
3. Disability Details	Pending
4. Identity Details	Pending
5. Register APTAAR ID	Pending
6. Exam and Center Details	Pending
7. Qualification Details	Pending
8. Additional Details	Pending
9. Emergency Contact Details	Pending
10. Capture Live Photograph	Pending
11. Document Upload	Pending
12. Final Submit	Pending


Application Number : 260310000020

Click on button below to proceed further and complete your application form.

[Personal Details](#)


Disclaimer: This digital platform has been developed by NIC as per the requirements, rules and regulations of the concerned Public Examination Authorities (PEA). The data and processes are owned and managed by the concerned PEA. (Ver 1.0.136.2.0)

Application Step :-



Department of Higher Education
Ministry of Education
Government of India

Demo JEE(Main) 2026
Session 1



राष्ट्रीय परीक्षा एजेंसी
National Testing Agency
Excellence in Assessment

Home | Change Password | Logout
Name: manish kumar | Application No : 260310000020

Application Form Steps

- 1. Contact Details
- 2. Personal Details
- 3. Disability Details
- 4. Identity Details
- 5. Register APTAAR ID
- 6. Exam and Center Details
- 7. Qualification Details
- 8. Additional Details
- 9. Emergency Contact Details
- 10. Capture Live Photograph
- 11. Document Upload
- 12. Final Submit

व्यक्तिगत विवरण (Personal Details)

अभ्यर्थी का नाम (Candidate's Name)

अभ्यर्थी की जन्म तिथि (Candidate Date of Birth)

लिंग (Gender)

पिता / अभिभावक का नाम (Father / Guardian Name)

माता / अभिभावक का नाम (Mother / Guardian Name)

राष्ट्रीयता (Nationality)

राज्य / केन्द्र का स्थित प्रदेश जहाँ से 12वीं / समकक्ष उत्तीर्ण / परीक्षा दे रहे हैं (State / UT from where 12th / Equivalent Passed / Appearing)

श्रेणी (Category)

श्रेणी की पुष्टि करें (Confirm Category)

क्या आपके पास किसी अधिकृत सरकारी कार्यालय द्वारा जारी किया गया मान्य और सही श्रेणी प्रमाण पत्र है? (Do you have a valid and live category certificate issued by an authorized Government Office?)

श्रेणी प्रमाणपत्र आईडी / संख्या (Category Certificate ID / Number)

श्रेणी प्रमाणपत्र जारी करने की तिथि (Category Certificate Issue Date) (DD/MM/YYYY)

श्रेणी प्रमाणपत्र जारी करने वाले अधिकारी का नाम (Name of the authority issuing the category certificate)

क्या आपको मधुमेह है? (Are You Diabetic?)

निवास की जगह (Place of Residence)

वार्षिक परिवारिक आय (Annual Family Income)

तैयारी का तरीका (Mode of Preparation)

योग्यता परीक्षा में लक्ष्यी शिक्षा का माध्यम (Medium of Schooling in Qualifying Examination)

CAPTCHA

Enter CAPTCHA as shown below (case sensitive)

CAPTCHA VW3605


[Save & Next](#)

Disclaimer: This digital platform has been developed by NIC as per the requirements, rules and regulations of the concerned Public Examination Authorities (PEA). The data and processes are owned and managed by the concerned PEA. (Ver 1.0.136.2.0)

PwD/PwBD Page :-

Department of Higher Education
 Ministry of Education
 Government of India

Demo JEE(Main) 2026
 Session 1


 राष्ट्रीय परीक्षा एजेंसी
 National Testing Agency

[Home](#) | [Change Password](#) | [Logout](#)
Name: manish kumar Application No : 260310000020

Application Form Steps

- 1. Contact Details
- 2. Personal Details
- 3. Disability Details
- 4. Identity Details
- 5. Register APAR ID
- 6. Exam and Center Details
- 7. Qualification Details
- 8. Additional Details
- 9. Emergency Contact Details
- 10. Capture Live Photograph
- 11. Document Upload
- 12. Final Submit

विकलांगता विवरण (Disability Details)

क्या आप PwD/PwBD उम्मीदवार हैं? (Are you PwD/PwBD Candidate?)


CAPTCHA
 Enter CAPTCHA as shown below (case sensitive)

Disclaimer: This digital platform has been developed by NIC as per the requirements, rules and regulations of the concerned Public Examination Authorities (PEA). The data and processes are owned and managed by the concerned PEA. (Ver 1.0.136.2.0)

1. If Select “Yes I have Disability Certificate” :-

Department of Higher Education
 Ministry of Education
 Government of India

Demo JEE(Main) 2026
 Session 1


 राष्ट्रीय परीक्षा एजेंसी
 National Testing Agency

[Home](#) | [Change Password](#) | [Logout](#)
Name: manish kumar Application No : 260310000020

Application Form Steps

- 1. Contact Details
- 2. Personal Details
- 3. Disability Details
- 4. Identity Details
- 5. Register APAR ID
- 6. Exam and Center Details
- 7. Qualification Details
- 8. Additional Details
- 9. Emergency Contact Details
- 10. Capture Live Photograph
- 11. Document Upload
- 12. Final Submit

विकलांगता विवरण (Disability Details)

क्या आप PwD/PwBD उम्मीदवार हैं? (Are you PwD/PwBD Candidate?)

उम्मीदवार का नाम (Candidate's Name)

उम्मीदवार की जन्म तिथि (Candidate's Date of Birth)

लिंग (Gender)


क्या आपके पास यूडीआई प्रमाणपत्र/विकलांगता प्रमाणपत्र है? (Do you have UDID Certificate / Disability Certificate?)

Disclaimer: This digital platform has been developed by NIC as per the requirements, rules and regulations of the concerned Public Examination Authorities (PEA). The data and processes are owned and managed by the concerned PEA. (Ver 1.0.136.2.0)

Are you PwD/PwBD Candidate? If Select “Yes” :-

Department of Higher Education
 Ministry of Education
 Government of India

Demo JEE(Main) 2026
 Session 1


 राष्ट्रीय परीक्षा एजेंसी
 National Testing Agency

[Home](#) | [Change Password](#) | [Logout](#)
Name: manish kumar Application No : 260310000020

Application Form Steps

- 1. Contact Details
- 2. Personal Details
- 3. Disability Details
- 4. Identity Details
- 5. Register APAR ID
- 6. Exam and Center Details
- 7. Qualification Details
- 8. Additional Details
- 9. Emergency Contact Details
- 10. Capture Live Photograph
- 11. Document Upload
- 12. Final Submit

विकलांगता विवरण (Disability Details)

क्या आप PwD/PwBD उम्मीदवार हैं? (Are you PwD/PwBD Candidate?)

उम्मीदवार का नाम (Candidate's Name)

उम्मीदवार की जन्म तिथि (Candidate's Date of Birth)

लिंग (Gender)

क्या आपके पास यूडीआई प्रमाणपत्र/विकलांगता प्रमाणपत्र है? (Do you have UDID Certificate / Disability Certificate?)

विकलांगता प्रमाणपत्र संख्या दर्ज करें (Enter Disability Certificate No)

विकलांगता प्रमाणपत्र संख्या की पुष्टि करें (Confirm Disability Certificate No)

जारी करने वाला प्राधिकरण (Issuing Authority)

क्या आप एक PwD / PwBD उम्मीदवार हैं जिन्हें पास सरकार के मेडिकल बोर्ड द्वारा जारी वैध और जीवित विकलांगता प्रमाण पत्र है? (Are you a PwD / PwBD candidate having a valid and live Disability Certificate issued by Medical Board of Govt?)

Disclaimer: This digital platform has been developed by NIC as per the requirements, rules and regulations of the concerned Public Examination Authorities (PEA). The data and processes are owned and managed by the concerned PEA. (Ver 1.0.136.2.0)

Department of Higher Education
 Ministry of Education
 Government of India

Demo JEE(Main) 2026
 Session 1

राष्ट्रीय परीक्षा एजेंसी
 National Testing Agency
 Excellence in Assessment

Home | Change Password | Logout

Name: manish kumar Application No : 260310000020

विकलांगता विवरण (Disability Details)

क्या आप PwD/PwBD उम्मीदवार हैं? (Are you PwD/PwBD Candidate?)

अभ्यर्थी का नाम (Candidate's Name)

अभ्यर्थी की जन्म तिथि (Candidate's Date of Birth)

लिंग (Gender)

क्या आपके पास यूडीआई प्रमाणपत्र/विकलांगता प्रमाणपत्र है? (Do you have UDID Certificate / Disability Certificate?)

विकलांगता प्रमाणपत्र संख्या दर्ज करें (Enter Disability Certificate No)

विकलांगता प्रमाणपत्र संख्या की पुष्टि (Confirm UDID Certificate No)

जारी करने वाला प्राधिकरण (Issuing Authority)

क्या आपके पास PwD / PwBD उम्मीदवार हैं जिन्हें पास रखने के वैधिकाय बोर्ड द्वारा जारी वैध और जीवित विकलांगता प्रमाणपत्र है? (Are you a PwD / PwBD candidate having a valid and live Disability Certificate issued by Medical Board of Govt?)

प्रमाणपत्र के अनुसार विकलांगता का प्रकार (Type of Disability as per certificate)

प्रमाणपत्र के अनुसार विकलांगता का प्रतिशत (Percentage of disability as per certificate)

CAPTCHA
 Enter CAPTCHA as shown below (case sensitive)

Disclaimer: This digital platform has been developed by NIC as per the requirements, rules and regulations of the concerned Public Examination Authorities (PEA). The data and processes are owned and managed by the concerned PEA. (Ver 1.0.136.2.0)

2. If Select “Yes I have UDID Certificate” :-

Department of Higher Education
 Ministry of Education
 Government of India

Demo JEE(Main) 2026
 Session 1

राष्ट्रीय परीक्षा एजेंसी
 National Testing Agency
 Excellence in Assessment

Home | Change Password | Logout

Name: MANISH KUMAR Application No : 260310000020

विकलांगता विवरण (Disability Details)

क्या आप PwD/PwBD उम्मीदवार हैं? (Are you PwD/PwBD Candidate?)

अभ्यर्थी का नाम (Candidate's Name)

अभ्यर्थी की जन्म तिथि (Candidate's Date of Birth)

लिंग (Gender)

क्या आपके पास यूडीआई प्रमाणपत्र/विकलांगता प्रमाणपत्र है? (Do you have UDID Certificate / Disability Certificate?)


UDID प्रमाणपत्र संख्या दर्ज करें (Enter UDID Certificate No)

UDID प्रमाणपत्र संख्या की पुष्टि करें (Confirm UDID Certificate No)

CAPTCHA
 Enter CAPTCHA as shown below (case sensitive)


Disclaimer: This digital platform has been developed by NIC as per the requirements, rules and regulations of the concerned Public Examination Authorities (PEA). The data and processes are owned and managed by the concerned PEA. (Ver 1.0.136.2.0)

Are you PwD/PwBD Candidate? If Select “No” :-



Department of Higher Education
Ministry of Education
Government of India

Demo JEE(Main) 2026
Session 1



राष्ट्रीय परीक्षा एजेंसी
National Testing Agency

Home | Change Password | Logout
Name: MANISH KUMAR | Application No : 260310000020

Application Form Steps

- 1. Contact Details
- 2. Personal Details
- 3. Disability Details
- 4. Identity Details
- 5. Register APAAR ID
- 6. Exam and Center Details
- 7. Qualification Details
- 8. Additional Details
- 9. Emergency Contact Details
- 10. Capture Live Photograph
- 11. Document Upload
- 12. Final Submit

विकलांगता विवरण (Disability Details)

क्या आप PwD/PwBD उम्मीदवार हैं? (Are you PwD/PwBD Candidate?)


CAPTCHA

Enter CAPTCHA as shown below (case sensitive)

CAPTCHA: M3639F


Disclaimer: This digital platform has been developed by NIC as per the requirements, rules and regulations of the concerned Public Examination Authorities (PEA). The data and processes are owned and managed by the concerned PEA. (Ver 1.0.136.2.0)

Identity Type Details:-



Department of Higher Education
Ministry of Education
Government of India

Demo JEE(Main) 2026
Session 1



राष्ट्रीय परीक्षा एजेंसी
National Testing Agency

Home | Change Password | Logout
Name: MANISH KUMAR | Application No : 260310000020

Application Form Steps

- 1. Contact Details
- 2. Personal Details
- 3. Disability Details
- 4. Identity Details
- 5. Register APAAR ID
- 6. Exam and Center Details
- 7. Qualification Details
- 8. Additional Details
- 9. Emergency Contact Details
- 10. Capture Live Photograph
- 11. Document Upload
- 12. Final Submit


पहचान का विवरण (Identity Type Details)

पहचान चुनें (Choose Identity):

- Select--
- Aadhaar
- DigiLocker
- Indian Passport Number
- Non-Indian Passport Number
- PAN Card Number

Disclaimer: This digital platform has been developed by NIC as per the requirements, rules and regulations of the concerned Public Examination Authorities (PEA). The data and processes are owned and managed by the concerned PEA. (Ver 1.0.136.2.0)

If Select Aadhaar card :-



Department of Higher Education
Ministry of Education
Government of India

Demo JEE(Main) 2026
Session 1



राष्ट्रीय परीक्षा एजेंसी
National Testing Agency

Home | Change Password | Logout

Home Change Password Logout

Name: MANISH Application No : 260310000020

Application Form Steps

- Contact Details
- Personal Details
- Disability Details
- Identity Details
- Register APAAR ID
- Exam and Center Details
- Qualification Details
- Additional Details
- Emergency Contact Details
- Capture Live Photograph
- Document Upload
- Final Submit

अपार आईडी (APAAR ID)

आवेदन संख्या (Application No.): 260310000020

अपार्ची का नाम (Candidate's Name): MANISH

लिंग (Gender): Male

अपार्ची की जन्म तिथि (Candidate's Date of Birth): 08/06/2000

अपार आईडी (APAAR ID):

अपार आईडी की पुष्टि करें (Confirm APAAR ID):

CAPTCHA

Enter CAPTCHA as shown below (case sensitive)

CAPTCHA: 679SK7

Submit & Next Back

Disclaimer: This digital platform has been developed by NIC as per the requirements, rules and regulations of the concerned Public Examination Authorities (PEA). The data and processes are owned and managed by the concerned PEA. (Ver 1.0.136.2.0)



Exam and Centre Details Page :-

Department of Higher Education
Ministry of Education
Government of India

Demo JEE(Main) 2026
Session 1

राष्ट्रीय परीक्षा एजेंसी
National Testing Agency
Excellence in Assessment

Home Change Password Logout

Name: MANISH Application No : 260310000020

Application Form Steps

- Contact Details
- Personal Details
- Disability Details
- Identity Details
- Register APAAR ID
- Exam and Center Details
- Qualification Details
- Additional Details
- Emergency Contact Details
- Capture Live Photograph
- Document Upload
- Final Submit

के लिए आवेदन (Apply For)

के लिए आवेदन (Apply For)

Paper 1 (B.E./B.Tech.)

Paper 2A (B.Arch.)

Paper 2B (B.Planning)

परीक्षा के सत्र के लिए आवेदन करें (Session of Exam Apply For)

प्रश्न पत्र माध्यम (Question Paper Medium) --Select--

परीक्षा राज्य / शहर - पहली पसंद (Exam State / City-1st choice) Select an Option --Select Exam City--

परीक्षा राज्य / शहर - दूसरी पसंद (Exam State / City-2nd choice) Select an Option --Select Exam City--

परीक्षा राज्य / शहर - तीसरी पसंद (Exam State / City-3rd choice) Select an Option --Select Exam City--

परीक्षा राज्य / शहर - चौथी पसंद (Exam State / City-4th choice) Select an Option --Select Exam City--

पिता / अभिभावक का व्यवसाय (Father / Guardian Occupation) --Select--

पिता / अभिभावक की योग्यता (Father / Guardian Qualification) --Select--

माता / अभिभावक का व्यवसाय (Mother / Guardian Occupation) --Select--

माता / अभिभावक की योग्यता (Mother / Guardian Qualification) --Select--

CAPTCHA

Enter CAPTCHA as shown below (case sensitive)

CAPTCHA: C9596Z

Save & Next

Disclaimer: This digital platform has been developed by NIC as per the requirements, rules and regulations of the concerned Public Examination Authorities (PEA). The data and processes are owned and managed by the concerned PEA. (Ver 1.0.136.2.0)



Qualification Details Page :-

- Application Form Steps
- 1. Contact Details
 - 2. Personal Details
 - 3. Disability Details
 - 4. Identity Details
 - 5. Register APAAR ID
 - 6. Exam and Center Details
 - 7. Qualification Details
 - 8. Additional Details
 - 9. Emergency Contact Details
 - 10. Capture Live Photograph
 - 11. Document Upload
 - 12. Final Submit

शिक्षा विवरण (Education Details)

10th or equivalent (details as per Class 10th board marksheet) Qualification Details

उत्तीर्ण की स्थिति (Pass Status)

उत्तीर्ण / सम्मिलित होने का वर्ष (Year of Passing / Appearing)

योग्यता परीक्षा (Qualifying Exam)

स्कूल का स्थान (Place of School)

स्कूल / कॉलेज का प्रकार (Type of School / College)

योग्यता परीक्षा राज्य (Qualifying Examination State)

योग्यता परीक्षा विभाग (Qualifying Examination District)

बोर्ड का नाम (School Board)

परिणाम मोड (Result Mode)

Total Marks	Obtained Marks	Marks(%)
500	320	64.00

रोल नंबर (Roll Number)

स्कूल / कॉलेज का नाम और पता (School / College Name & Address)

स्कूल / कॉलेज पता पिनकोड (School / College Address PIN Code)

12th or equivalent (details as per Class 12th board marksheet) Qualification Details

उत्तीर्ण की स्थिति (Pass Status)

उत्तीर्ण / सम्मिलित होने का वर्ष (Year of Passing / Appearing)

योग्यता परीक्षा (Qualifying Exam)

स्कूल का स्थान (Place of School)

स्कूल / कॉलेज का प्रकार (Type of School / College)

योग्यता परीक्षा राज्य (Qualifying Examination State)

योग्यता परीक्षा विभाग (Qualifying Examination District)

बोर्ड का नाम (School Board)

परिणाम मोड (Result Mode)

Total Marks	Obtained Marks	Marks(%)
500	400	80.00

रोल नंबर (Roll Number)

स्कूल / कॉलेज का नाम और पता (School / College Name & Address)

स्कूल / कॉलेज पता पिनकोड (School / College Address PIN Code)

CAPTCHA

Enter CAPTCHA as shown below (case sensitive)

CAPTCHA

Save & Next

Additional Details Page :-

- Application Form Steps
- 1. Contact Details
 - 2. Personal Details
 - 3. Disability Details
 - 4. Identity Details
 - 5. Register APAAR ID
 - 6. Exam and Center Details
 - 7. Qualification Details
 - 8. Additional Details
 - 9. Emergency Contact Details
 - 10. Capture Live Photograph
 - 11. Document Upload
 - 12. Final Submit

अतिरिक्त जानकारी (Additional Details)

क्या आप जुड़वां हैं और दोनों वेबई (12व्या) - 2026 के लिए आवेदन कर रहे हैं (Are you Twin and both applying for JEE (Main) - 2026)

दूसरी कक्षा के प्रमाण पत्र के अनुसार जुड़वां भाई / बहन का नाम (Name of other Brother/Sister as per Class X Certificate)

जुड़वां भाई या बहन की कक्षा दर्सी या समकक्ष का रोल नंबर (Roll Number of Class 10th or its equivalent of the Twin)

जन्म स्थान (Place of Birth)

राज्य (State)

जिला (District)


CAPTCHA

Enter CAPTCHA as shown below (case sensitive)

CAPTCHA


Save & Next

Emergency Contact Details Page :-



Department of Higher Education
Ministry of Education
Government of India

Demo JEE(Main) 2026
Session 1



राष्ट्रीय परीक्षा एजेंसी
National Testing Agency

Application Form Steps

- 1. Contact Details
- 2. Personal Details
- 3. Disability Details
- 4. Identity Details
- 5. Register APAAR ID
- 6. Exam and Center Details
- 7. Qualification Details
- 8. Additional Details
- 9. Emergency Contact Details
- 10. Capture Live Photograph
- 11. Document Upload
- 12. Final Submit


माता/पिता / अभिभावक का आपातकालीन संपर्क विवरण (Emergency Contact Details of Parent's / Guardian's)

देश कोड (Country Code)

मोबाइल नंबर (Mobile Number)

ईमेल पता (Email Address)

Enter CAPTCHA as shown below (case sensitive)

CAPTCHA D2K456 

[Get OTP](#)

Disclaimer: This digital platform has been developed by NIC, as per the requirements, rules and regulations of the concerned Public Examination Authorities (PEA). The data and processes are owned and managed by the concerned PEA. (Ver 1.0.136.2.0)

Live Photo Capture Page :-



Department of Higher Education
Ministry of Education
Government of India

Demo JEE(Main) 2026
Session 1



राष्ट्रीय परीक्षा एजेंसी
National Testing Agency

Application Form Steps

- 1. Contact Details
- 2. Personal Details
- 3. Disability Details
- 4. Identity Details
- 5. Register APAAR ID
- 6. Exam and Center Details
- 7. Qualification Details
- 8. Additional Details
- 9. Emergency Contact Details
- 10. Capture Live Photograph
- 11. Document Upload
- 12. Final Submit

लाइव फोटोग्राफ में (Capture Photograph)

कृपया लाइव फोटोग्राफ करने से पहले नीचे दिए गए निर्देशों को ध्यानपूर्वक पढ़ें:

Please read the following instructions carefully to capture the live photograph:


- विवरण पढ़ने से आगे आगे बढ़ें। (Please read the instructions carefully before proceeding.)
- इसके पृष्ठ को ठीक से देखें। (Ensure a light background, proper lighting, and 80% face visibility (including ears, no mask).)
- फोटो लेने के लिए "Capture Photograph" बटन पर क्लिक करें। (Click "Capture Photograph" to take the photo.)
- यदि फोटो सही है, तो "Upload Photograph" पर क्लिक करें। (If satisfied, click "Upload Photograph" to save it. If not, retake and upload again.)
- यदि आपका डिवाइस वेबकैम को नहीं समर्थन देता है, तो यहाँ दिए गए QR को स्कैन करें और अपने मोबाइल से फोटो कैप्चर करें। (If your device doesn't support a webcam, scan the QR code on the right to capture and upload using your mobile. After uploading, click "Refresh Captured Photo.")

लाइव कैमरा (Live Camera)



[Capture Photograph](#)

कैप्चर की गई तस्वीर (Captured Picture)




14:42

[Upload Photograph](#) [Refresh Captured Photo](#)


Disclaimer: This digital platform has been developed by NIC, as per the requirements, rules and regulations of the concerned Public Examination Authorities (PEA). The data and processes are owned and managed by the concerned PEA. (Ver 1.0.136.2.0)

Upload Document Page :-



Department of Higher Education
Ministry of Education
Government of India

Demo JEE(Main) 2026
Session 1



राष्ट्रीय परीक्षा एजेंसी
National Testing Agency

Application Form Steps

- 1. Contact Details
- 2. Personal Details
- 3. Disability Details
- 4. Identity Details
- 5. Register APAAR ID
- 6. Exam and Center Details
- 7. Qualification Details
- 8. Additional Details
- 9. Emergency Contact Details
- 10. Capture Live Photograph
- 11. Document Upload
- 12. Final Submit

दस्तावेज अपलोड (Document Upload)

Please make sure that all submitted documents adhere to the specifications mentioned in the table below. कृपया सुनिश्चित करें कि सभी दस्तावेज नीचे दी गई जानकारी में उल्लिखित विवरणों का पालन करते हैं।

S.No.	Required Document	Document Specifications	Upload	Action	View
1	फोटोग्राफ (चेहरा का 80% चेहरे के साथ) (Photograph (with 80% face without mask))	Document Format: JPG/JPEG Min Size (KB): 10 Max Size (KB): 300	Choose File No file chosen		
2	हस्ताक्षर (Signature)	Document Format: JPG/JPEG Min Size (KB): 10 Max Size (KB): 50	Choose File No file chosen		
3	कक्षा 10 या समतुल्य का प्रमाणपत्र/मार्कशीट (Class 10 or Equivalent Certificate/Marks-sheet)	Document Format: PDF Min Size (KB): 10 Max Size (KB): 300	Choose File No file chosen		

Disclaimer: This digital platform has been developed by NIC, as per the requirements, rules and regulations of the concerned Public Examination Authorities (PEA). The data and processes are owned and managed by the concerned PEA. (Ver 1.0.136.2.0)

Final Submit Review Page :-

Application Form Steps

1. Contact Details
2. Personal Details
3. Disability Details
4. Identity Details
5. Register APAAAR ID
6. Exam and Center Details
7. Qualification Details
8. Additional Details
9. Emergency Contact Details
10. Capture Live Photograph
11. Document Upload
12. Final Submit

Review Page - Online Application Form

Review the following particulars carefully. If you would like to change any particulars entered, you may do so by using 'Left Links' button or press 'FINAL SUBMISSION OF APPLICATION' button for final submission.
Once submitted, no changes will be allowed in the Application Form. Please verify the accuracy of the following fields.

- मेरा नाम (My Name)
- पिता / अभिभावक का नाम (Father/Guardian Name)
- माता / अभिभावक का नाम (Mother/Guardian Name)
- जन्म तिथि (Date of Birth)
- लिंग (Gender)
- श्रेणी (Category)
- विकलांग (Person with Disability (PwD)) / (Person with Benchmark Disability (PwBD))
- प्रश्न पत्र माध्यम (Question Paper Medium)
- राज्य/केन्द्र/केंद्रीय प्रवेश परीक्षा/उत्तीर्ण/उत्तीर्ण/उत्तीर्ण/ UT from where 12th/ Equivalent Passed/ Appearing)
- परीक्षा केंद्र (Examination Cities)

व्यक्तिगत विवरण (Personal Details)

उम्मीदवार का नाम (Candidate's Name):	MANISH
उम्मीदवार की जन्म तिथि (Candidate Date of Birth):	05-06-2000
लिंग (Gender):	Male
पिता / अभिभावक का नाम (Father / Guardian Name):	KAMAL SINGH
माता / अभिभावक का नाम (Mother / Guardian Name):	XYZA
राज्य / केन्द्र/केंद्रीय प्रवेश परीक्षा/उत्तीर्ण/उत्तीर्ण/उत्तीर्ण/ UT from where 12th / Equivalent Passed / Appearing):	UTTAR PRADESH
श्रेणी (Category):	General
क्या आपको मधुमेह है (Are You Diabetic)?	No

निवास की जगह (Place of Residence):	Rural
वार्षिक परिवारिक आय (Annual Family Income):	LUPTO 100000
राष्ट्रियता (Nationality):	Indian
तैयारी का तरीका (Mode of Preparation):	Self Study
योग्यता परीक्षा में स्वीकृत शिक्षा का माध्यम (Medium of Schooling in Qualifying Examination):	English
पहचान सत्यापित (Identity Verified):	Aadhaar ***** 1811 / Name as per Aadhaar: LAKSHAY

विकलांगता विवरण (Disability Details)

क्या आप PwD/PwBD उम्मीदवार हैं? (Are you PwD/PwBD Candidate?): No

के लिए आवेदन (Apply For)

के लिए आवेदन (Apply For):	Paper 1 (B.E./B.Tech.), Paper 2A (B.Arch.), Paper 2B (B.Planning)
परीक्षा के सत्र के लिए आवेदन करें (Session of Exam Apply For):	<input checked="" type="checkbox"/> Session 1
प्रश्न पत्र माध्यम (Question Paper Medium):	English
परीक्षा राज्य / शहर - पहली पसंद (Exam State / City-1st choice):	DELHI/NEW DELHI (DELHI (NCT))
परीक्षा राज्य / शहर - दूसरी पसंद (Exam State / City-2nd choice):	AYODHYA (UTTAR PRADESH)
परीक्षा राज्य / शहर - तीसरी पसंद (Exam State / City-3rd choice):	MORADABAD (UTTAR PRADESH)
परीक्षा राज्य / शहर - चौथी पसंद (Exam State / City-4th choice):	PAURI GARHWAL (UTTARAKHAND)
पिता / अभिभावक का व्यवसाय (Father / Guardian Occupation):	BUSINESS
पिता / अभिभावक की योग्यता (Father / Guardian Qualification):	GRADUATE
माता / अभिभावक का व्यवसाय (Mother / Guardian Occupation):	BUSINESS
माता / अभिभावक की योग्यता (Mother / Guardian Qualification):	MATRICULATE


10th or equivalent (details as per Class 10th board marksheet) Qualification Details

उत्तीर्ण की स्थिति (Pass Status):	Passed	उत्तीर्ण / सम्प्लित होने का वर्ष (Year of Passing / Appearing):	2024
स्कूल का स्थान (Place of School):	Rural	योग्यता परीक्षा (Qualifying Exam):	10th or Equivalent
स्कूल / कॉलेज का प्रकार (Type of School / College):	Private Unaided	योग्यता परीक्षा राज्य (Qualifying Examination State):	UTTAR PRADESH
योग्यता परीक्षा जिला (Qualifying Examination District):	MORADABAD	बोर्ड का नाम (School Board):	CENTRAL BOARD OF SECONDARY EDUCATION
परिणाम मोड (Result Mode):	Percentage	Obtained Marks:	320
Total Marks:	500	Marks(%) :	64
रोल नंबर (Roll Number):	5263636	स्कूल / कॉलेज का नाम और पता (School / College Name & Address):	abcd
स्कूल / कॉलेज पता पिनकोड (School / College Address PIN Code):	244501		

12th or equivalent (details as per Class 12th board marksheet) Qualification Details


उत्तीर्ण की स्थिति (Pass Status):	Passed	उत्तीर्ण / सम्प्लित होने का वर्ष (Year of Passing / Appearing):	2025
स्कूल का स्थान (Place of School):	Rural	योग्यता परीक्षा (Qualifying Exam):	Any Public School/ Board/ University examination in India or in any foreign country recognized as equivalent to the 10+2 system by the Association of Indian Universities (AIU).
स्कूल / कॉलेज का प्रकार (Type of School / College):	Private Unaided	योग्यता परीक्षा राज्य (Qualifying Examination State):	UTTAR PRADESH
योग्यता परीक्षा जिला (Qualifying Examination District):	MORADABAD	बोर्ड का नाम (School Board):	CENTRAL BOARD OF SECONDARY EDUCATION
परिणाम मोड (Result Mode):	Percentage	Obtained Marks:	400
Total Marks:	500	Marks(%) :	80
रोल नंबर (Roll Number):	5456454	स्कूल / कॉलेज का नाम और पता (School / College Name & Address):	21cv
स्कूल / कॉलेज पता पिनकोड (School / College Address PIN Code):	244501		

Fee Payment page :-



Department of Higher Education
 Ministry of Education
 Government of India

Demo JEE(Main) 2026
 Session 1



राष्ट्रीय परीक्षा एजेंसी
National Testing Agency
 Excellence in Assessment

Home
Change Password
Logout

Name: MANISH Application No : 260310000020

Activities

- Registration Process
- Fee Payment
- View Application Form

Verify Mobile No. & Email Id

- Mobile No. - Verified
- Email Id - Verified

Current Status

Registration Process	✔ Completed
Mobile Number Verification	✔ Completed
Email Id Verification	✔ Completed
Fee Payment	⊘ Pending
Application Form View	✔ Completed

You have submitted application form for Demo JEE(Main) 2026 Session 1.
 Your application will be considered complete only after successful payment of application fee.
After payment of fee, you will not be able to edit the filled application details and documents uploaded.
You are required to pay the fee Rs. 200/-.

Application Number : 260310000020

Edit Application form
Pay Examination Fee Rs. 200 /-

